



KHSAA District Basketball Tournament Financial Report
 (return one copy to KHSAA by published deadlines. File separate reports if Girls and Boys
 Tournaments are held separately)

KHSAA Form BK105
 Rev 01/06

District # 1 Boys Girls Combined X Held at Carlisle County Dates 2/21,2/22,2/23,2/24

Part A	REVENUE ITEMS	Price(s)	Receipts	Totals
	Ticket Sales	5/6	9414.00	
	Broadcasting			
	Sponsorship		617.00	
	TOTAL REVENUE (1)			10,031
Part B	EXPENSE ITEMS		Expenses	
	Game Officials		1080.00	
	Trophies		581.12	
	Travel for Participating Teams		0	
	Other Itemized Expenses approved in advance by majority vote of schools in tournament (provide separate listing or list on back of this form)		2336.79	
	TOTAL EXPENSES (2)			3997.91
Part C	Net Profit (Part A (1) minus Part B (2) total)			6033.09
Part D	Allowance to Host School - Maximum 15% for rental and incidental expenses unless otherwise approved by majority vote		904.96	
Part E	Profit Subject to Division by Schools (Part C minus Part D)			5128.13

LIST BELOW INDIVIDUAL AMOUNTS FOR DISTRICT TOURNAMENT NET PROFITS FROM PART E ABOVE, NOT INCLUDING TRAVEL EXPENSES

School	Amount	School	Amount
Carlisle County	1282.04		
Fulton City	1282.03		
Fulton County	1282.03		
Hickman County	1282.03		

PAID ATTENDANCE BY SESSIONS (Tickets Sold NOT money received)

BOYS		GIRLS		COMBINED	
Session	Paid	Session	Paid	Session	Paid
1					446
2					354
3			308		
4	589				
5					
6					
7					
Total	589	Total	308	Total	800

**** NOTE ** IF ANY OTHER PLAN FOR THE DIVISION OF TOURNAMENT RECEIPTS IS USED, A MAJORITY VOTE OF THE PARTICIPATING SCHOOLS MUST BE OBTAINED, DOCUMENTED, AND SENT TO THE KHSAA.**

Brian O'Neill
 MANAGER

Carlisle County
 SCHOOL

270-628-3800
 DAYTIME PHONE

1st District Basketball Tournament

Carlisle County High School

February 21-25

Part A:

Ticket Sales	\$9414.00
Sponsorship Revenue	
- Jackson Purchase	\$150.00
- Citizens Deposit Bank	\$150.00
- State Farm Half Court Shot	\$317.00
Total:	\$10,031

Part B:**Expenses:**

- Game Officials	\$1080	
- Trophies-total: 581.12		
Team trophies	\$139.62	Riherds
All District	\$280.00	Awardmasters
Cheerleading trophies	\$161.50	Awardmasters

Itemized Expenses:

- Hospitality room for athletes		
And administration	\$943.44	Sams, Wal-Mart, Food Giant, Gregs
- Basketballs-2 total	\$68.00	Skeeter Kell
- Nets/Cables	\$46.95	Skeeter Kell
- Cheer Judges	\$150.00	3 judges/\$50 each
- Gate Workers	\$200.00	Faculty
- Clock Keepers	\$60.00	Lance Black/Jennifer McKelly
- Pre-Tournament Meal	\$518.40	Hardware Café
- District Manager	\$200.00	Brian O'Neill
- Asst. District Manager	\$150.00	Kellie Edging
	total \$2336.79	

Total Expenses: \$3997.91

Summary:

Total Tickets Sales	9414.00
Sponsorship Revenue	+ 617.00
Total Revenue	10,031.00
Total Expenses	-3997.91
Host School (15%)	- 904.96
	5128.13

Total:**Each School's Share:**

Carlisle County	1282.04
Fulton City	1282.03
Fulton County	1282.03
Hickman County	1282.03



KHSAA District Basketball Tournament Financial Report
 (return one copy to KHSAA by published deadlines. File separate reports if Girls and Boys
 Tournaments are held separately)

KHSAA Form BK105
Rev 01/06

MAR 28 2011

District # 2 Boys Girls Combined x Held at Reidland High School Dates 2/21-
25/2011

Part A	REVENUE ITEMS	Price(s)	Receipts	Totals
	Ticket Sales	\$5.00	\$8090.00	
	Broadcasting			
	Sponsorship			
	TOTAL REVENUE (1)			\$8090.00
Part B	EXPENSE ITEMS		Expenses	
	Game Officials		\$1080.00	
	Trophies		\$ 526.30	
	Travel for Participating Teams			
	Other Itemized Expenses approved in advance by majority vote of schools in tournament (provide separate listing or list on back of this form)		\$2020.12	
	TOTAL EXPENSES (2)			\$3626.42
Part C	Net Profit (Part A (1) minus Part B (2) total)			\$4463.58
Part D	Allowance to Host School - Maximum 15% for rental and incidental expenses unless otherwise approved by majority vote		\$669.54	
Part E	Profit Subject to Division by Schools (Part C minus Part D)			\$3794.04


LIST BELOW INDIVIDUAL AMOUNTS FOR DISTRICT TOURNAMENT NET PROFITS FROM PART E ABOVE, NOT INCLUDING TRAVEL EXPENSES

School	Amount	School	Amount
Lone Oak High School	\$948.51		
Paducah Tilghman High School	\$948.51		
Heath High School	\$948.51		
Reidland High School	\$948.51		

PAID ATTENDANCE BY SESSIONS (Tickets Sold NOT money received)

BOYS			GIRLS		COMBINED	
Session	Paid		Session	Paid	Session	Paid
1					1	386
2					2	445
3			3	195		
4	592					
5						
6						
7						
Total	592		Total	195	Total	831

**** NOTE ** IF ANY OTHER PLAN FOR THE DIVISION OF TOURNAMENT RECEIPTS IS USED, A MAJORITY VOTE OF THE PARTICIPATING SCHOOLS MUST BE OBTAINED, DOCUMENTED, AND SENT TO THE KHSAA.**


MANAGER

Reidland High School
SCHOOL

(270) 538-4210
DAYTIME PHONE



MAR 04 2011

KHSAA District Basketball Tournament Financial Report
 (return one copy to KHSAA by published deadlines. File separate reports if Girls and Boys
 Tournaments are held separately)

KHSAA Form BK105
 Rev 01/06

District # 3 Boys Girls Combined x Held at Ballard Memorial High Dates Feb. 21, 22, & 24

Part A	REVENUE ITEMS	Price(s)	Receipts	Totals
	Ticket Sales	\$3 -student; \$5 - adult; & \$7 chair	\$9357	
	Broadcasting		\$0	
	Sponsorship		\$0	
	TOTAL REVENUE (1)			\$9357.00
Part B	EXPENSE ITEMS		Expenses	
	Game Officials		\$1080.00	
	Trophies		\$368.88	
	Travel for Participating Teams		0.	
	Other Itemized Expenses approved by majority vote of schools in tournament (provide separate listing or list on back of this form)		\$1476.02	
	TOTAL EXPENSES (2)			\$2924.90
Part C	Net Profit (Part A (1) minus Part B (2) total)			\$6432.10
Part D	Allowance to Host School - Maximum 15% for rental and incidental expenses unless otherwise approved by majority vote		\$964.82	
Part E	Profit Subject to Division by Schools (Part C minus Part D)			\$5467.29

LIST BELOW INDIVIDUAL AMOUNTS FOR DISTRICT TOURNAMENT NET PROFITS FROM PART E ABOVE, NOT INCLUDING TRAVEL EXPENSES

School	Amount	School	Amount
Graves County High School	\$1336.82		
Mayfield High School	\$1336.82		
St. Mary High School	\$1336.82		
Ballard Memorial High (host)	\$2331.64		

PAID ATTENDANCE BY SESSIONS (Tickets Sold NOT money received)

BOYS			GIRLS			COMBINED	
Session	Paid		Session	Paid		Session	Paid
1						1	783
2						2	644
3						3	849
4							
5							
6							
7							
Total			Total			Total	2276

**** NOTE ** IF ANY OTHER PLAN FOR THE DIVISION OF TOURNAMENT RECEIPTS IS USED, A MAJORITY VOTE OF THE PARTICIPATING SCHOOLS MUST BE OBTAINED, DOCUMENTED, AND SENT TO THE KHSAA.**

DONALD SHIVELY
 MANAGER

BALLARD MEMORIAL HS
 SCHOOL

(270) 665-8400 x2501
 DAYTIME PHONE

[Handwritten Signature]

2011 Third District Tournament Itemized Expenses

Official Timer	Jeff Sadler (6 games)	\$	90.00
Official Scorer - boys	Ken Stewart (3 games)	\$	45.00
Official Scorer - girls	Chris Shelley (3 games)	\$	45.00
Announcers:	Mike Mallory (4 games)	\$	60.00
	Kevin Estes (2 games)	\$	30.00
Tournament Manager	Donald Shively	\$	200.00
Asst. Tournament Manager	Dustin Roberts	\$	150.00
Drawing Dinner	TGIFridays	\$	250.06
Workers:	Brenda Arington (6 games)	\$	90.00
	Beth Prather (6 games)	\$	90.00
	Sherry Bertram (6 games)	\$	90.00
	Chris Cooper (6 games)	\$	90.00
	Tony Stoner (custodian rate)	\$	147.96
Tournament Finals	Basketball & Nets	\$	98.00
Total Expenses:		\$	1,476.02



KHSAA District Basketball Tournament Financial Report
 (return one copy to KHSAA by published deadlines. File separate reports if Girls and Boys
 Tournaments are held separately)

KHSAA Form BK105
Rev 01/06

District # 4 Boys Girls Combined X Held at Marshall Co. High School Dates 2/21-24

Part A	REVENUE ITEMS	Price(s)	Receipts	Totals
	Ticket Sales	\$5	\$14,731.00	
	Broadcasting			
	Sponsorship			
	TOTAL REVENUE (1)			14,731.00
Part B	EXPENSE ITEMS		Expenses	
	Game Officials		\$1,080	
	Trophies		\$279.62	
	Gate Workers - \$40 Per worker		\$840.00	
	Manager - \$300		\$500	
	Clock Worker - \$100			
	Announcer - \$100			
TOTAL EXPENSES (2)			\$2,699.62	
Part C	Net Profit (Part A (1) minus Part B (2) total)			\$12,031.38
Part D	Allowance to Host School - Maximum 15%		\$1,804.70	
	Community Christian - 5%		\$601.57	
Part E	Profit Subject to Division by Schools (Part C minus Part D)			\$9,625.11

LIST BELOW INDIVIDUAL AMOUNTS FOR DISTRICT TOURNAMENT NET PROFITS FROM PART E ABOVE, NOT INCLUDING TRAVEL EXPENSES

School	Amount	School	Amount
Marshall County	\$2,406.27	Community Christian (-\$250 T-shirts)	\$2,156.27
Murray High	\$2,406.27		
Calloway County	\$2,406.27		

PAID ATTENDANCE BY SESSIONS (Tickets Sold NOT money received)

BOYS			GIRLS			COMBINED	
Session	Paid		Session	Paid		Session	Paid
1							\$2,890.00
2							\$5,385.00
3							\$6,456.00
4							
5							
6							
7							
Total			Total			Total	\$14,731.00

**** NOTE ** IF ANY OTHER PLAN FOR THE DIVISION OF TOURNAMENT RECEIPTS IS USED, A MAJORITY VOTE OF THE PARTICIPATING SCHOOLS MUST BE OBTAINED, DOCUMENTED, AND SENT TO THE KHSAA.**

Jeff Stokes
MANAGER

Marshall County High School
SCHOOL

270-527-6714
DAYTIME PHONE

MAR 07 2011



KHSAA District Basketball Tournament Financial Report
 (return one copy to KHSAA by published deadlines. File separate reports if Girls and Boys
 Tournaments are held separately)

KHSAA Form BK105
 Rev 01/06

District # 5 Boys Girls Combined X Held at Livingston Central H.S. Dates 2/21-2/25

Part A	REVENUE ITEMS	Price(s)	Receipts	Totals
	Ticket Sales	\$5.00	10,150	
	Broadcasting			
	Sponsorship			
	TOTAL REVENUE (1)			10,150
Part B	EXPENSE ITEMS		Expenses	
	Game Officials		\$1,301.90	
	Trophies		\$ 139.62	
	Travel for Participating Teams			
	Other Itemized Expenses approved by majority vote of schools in tournament (provide separate listing or list on back of this form)		\$2,287.08	
	TOTAL EXPENSES (2)			3,728.60
Part C	Net Profit (Part A (1) minus Part B (2) total)			6,421.40
Part D	Allowance to Host School - Maximum 15% for rental and incidental expenses unless otherwise approved by majority vote			
Part E	Profit Subject to Division by Schools (Part C minus Part D)			6,421.40

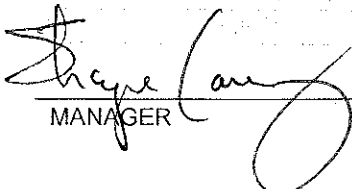
LIST BELOW INDIVIDUAL AMOUNTS FOR DISTRICT TOURNAMENT NET PROFITS FROM PART E ABOVE, NOT INCLUDING TRAVEL EXPENSES

School	Amount	School	Amount
Crittenden County High School	\$1,605.35-34.62=1,570.73		
Livingston Central High School	\$1,605.35-79.14=1,526.21		
Lyon County High School	\$1,605.35-62.94=1,542.41		
Trigg County High School	\$1,605.35-26.88=1,578.47		

PAID ATTENDANCE BY SESSIONS (Tickets Sold NOT money received)

BOYS		GIRLS		COMBINED	
Session	Paid	Session	Paid	Session	Paid
1		1	416		
2	562				
3		3	367		
4	685				
5					
6					
7					
Total	1,247	Total	783	Total	2,030

**** NOTE ** IF ANY OTHER PLAN FOR THE DIVISION OF TOURNAMENT RECEIPTS IS USED, A MAJORITY VOTE OF THE PARTICIPATING SCHOOLS MUST BE OBTAINED, DOCUMENTED, AND SENT TO THE KHSAA.**


 MANAGER

Livingston Central H.S.
 SCHOOL

(270) 928-2065
 DAYTIME PHONE



KHSAA District Basketball Tournament Financial Report
 (return one copy to KHSAA by published deadlines. File separate reports if Girls and Boys
 Tournaments are held separately)

KHSAA Form BK105
Rev 01/06

District # 6 Boys Girls Combined X Held at Webster Co HS Dates Feb, 21,22,24,25

Part A	REVENUE ITEMS	Price(s)	Receipts	Totals
	Ticket Sales	5.00	10550.00	
	Broadcasting		0	
	Sponsorship		0	
	TOTAL REVENUE (1)			10550.00
Part B	EXPENSE ITEMS		Expenses	
	Game Officials		835.10	
	Trophies		630.62	
	Travel for Participating Teams		0	
	Other Itemized Expenses approved by majority vote of schools in tournament (provide separate listing or list on back of this form)		1840.20	
	TOTAL EXPENSES (2)			3305.92
Part C	Net Profit (Part A (1) minus Part B (2) total)			7244.08
Part D	Allowance to Host School - Maximum 15% for rental and incidental expenses unless otherwise approved by majority vote		0	
Part E	Profit Subject to Division by Schools (Part C minus Part D)			7244.08

LIST BELOW INDIVIDUAL AMOUNTS FOR DISTRICT TOURNAMENT NET PROFITS FROM PART E ABOVE, NOT INCLUDING TRAVEL EXPENSES

School	Amount	School	Amount
Webster Co HS	2414.69		
Union Co HS	2414.69		
Henderson Co HS	2414.69		

PAID ATTENDANCE BY SESSIONS (Tickets Sold NOT money received)

BOYS			GIRLS			COMBINED		
Session	Paid		Session	Paid		Session	Paid	
1	600		1	435				
2	615		2	446				
3								
4								
5								
6								
7								
Total	1215		Total	881		Total		

**** NOTE ** IF ANY OTHER PLAN FOR THE DIVISION OF TOURNAMENT RECEIPTS IS USED, A MAJORITY VOTE OF THE PARTICIPATING SCHOOLS MUST BE OBTAINED, DOCUMENTED, AND SENT TO THE KHSAA.**

Matt Bell
MANAGER

Webster Co HS
SCHOOL

270 635 5092
DAYTIME PHONE



KHSAA District Basketball Tournament Financial Report
 (return one copy to KHSAA by published deadlines. File separate reports if Girls and Boys
 Tournaments are held separately)

KHSAA Form BK105
Rev 01/08

District # 7 Boys Girls Combined Held at Madisonville North Hopkins Dates Feb 21, 22, 24 '11

Part A	REVENUE ITEMS	Price(s)	Receipts	Totals
	Ticket Sales		8,540.00	
	Broadcasting			
	Sponsorship			
	TOTAL REVENUE (1)			
Part B	EXPENSE ITEMS		Expenses	
	Game Officials		1,224.50	
	Trophies		137.50	
	Travel for Participating Teams			
	Other Itemized Expenses approved by majority vote of schools in tournament (provide separate listing or list on back of this form)		4,530.00	
	TOTAL EXPENSES (2)			5,890.20
Part C	Net Profit (Part A (1) minus Part B (2) total)			2,649.80
Part D	Allowance to Host School - Maximum 15% for rental and incidental expenses unless otherwise approved by majority vote			
Part E	Profit Subject to Division by Schools (Part C minus Part D)			2,649.80

LIST BELOW INDIVIDUAL AMOUNTS FOR DISTRICT TOURNAMENT NET PROFITS FROM PART E ABOVE, NOT INCLUDING TRAVEL EXPENSES

School	Amount	School	Amount
Caldwell County	662.45		
Dawson Springs	662.45		
Hopkins County Central	662.45		
Madisonville North Hopkins	662.45		

PAID ATTENDANCE BY SESSIONS (Tickets Sold NOT money received)

BOYS			GIRLS			COMBINED	
Session	Paid		Session	Paid		Session	Paid
1						02-21-11	440
2						02-22-11	402
3						02-24-11	868
4							
5							
6							
7							
Total			Total			Total	1,710

**** NOTE ** IF ANY OTHER PLAN FOR THE DIVISION OF TOURNAMENT RECEIPTS IS USED, A MAJORITY VOTE OF THE PARTICIPATING SCHOOLS MUST BE OBTAINED, DOCUMENTED, AND SENT TO THE KHSAA.**

Gale Travis, CMAA
 S. Gale Travis, CMAA
 MANAGER

Madisonville North Hopkins High
 SCHOOL

270-825-6017
 DAYTIME PHONE

Workers (gate, clock, book, PA)	990.00
Workers (security, custodial, parking)	2940.00
Manager	300.00
Plaques	300.00
	4530.00



KHSAA District Basketball Tournament Financial Report
 (return one copy to KHSAA by published deadlines. File separate reports if Girls and Boys
 Tournaments are held separately)

MAR 07 2011

KHSAA Form BK105
Rev 01/06

District # 8 Boys Girls Combined Held at Christian County Dates 2-21 2-22
2-24 2011

Part A	REVENUE ITEMS	Price(s)	Receipts	Totals
	Ticket Sales	\$5.00	\$10,265.00	
	Broadcasting			
	Sponsorship			
	TOTAL REVENUE (1)			\$10,265.00
Part B	EXPENSE ITEMS		Expenses	
	Game Officials & Travel Expenses		\$1,310.60	
	Trophies – KHSAA and All-District Team Plaques		\$399.70	
	Travel for Participating Teams		----	
	Other Itemized Expenses approved by majority vote of schools in tournament (provide separate listing or list on back of this form)		\$5,891.01	
	TOTAL EXPENSES (2)			\$7,601.31
Part C	Net Profit (Part A (1) minus Part B (2) total)			\$2,663.69
Part D	Allowance to Host School - Maximum 15% for rental and incidental expenses unless otherwise approved by majority vote		\$1,539.75	
Part E	Profit Subject to Division by Schools (Part C minus Part D)			\$1,123.94

LIST BELOW INDIVIDUAL AMOUNTS FOR DISTRICT TOURNAMENT NET PROFITS FROM PART E ABOVE, NOT INCLUDING TRAVEL EXPENSES

School	Amount	School	Amount
Christian County	\$280.99		
Fort Campbell	\$280.99		
Hopkinsville	\$280.99		
University Heights	\$280.97		

PAID ATTENDANCE BY SESSIONS (Tickets Sold NOT money received)

BOYS			GIRLS			COMBINED	
Session	Paid		Session	Paid		Session	Paid
			1	317			
2	830					3	906
Total	830		Total	317		Total	906

**** NOTE ** IF ANY OTHER PLAN FOR THE DIVISION OF TOURNAMENT RECEIPTS IS USED, A MAJORITY VOTE OF THE PARTICIPATING SCHOOLS MUST BE OBTAINED, DOCUMENTED, AND SENT TO THE KHSAA.**

Dick Weaver, AD
MANAGER

University Heights Academy
SCHOOL

(270) 886-0254 Ext. 116
DAYTIME PHONE

EIGHTH DISTRICT BASKETBALL TOURNAMENT

EXPENSES – FEBRUARY 21,22,24, 2011

KHSAA TROPHIES CHAMPION & RUNNER-UP (4) <i>KHSAA pays for champion trophy's, 8th district pays for runner-up trophy's, and shipping.</i>	\$135.70 Riherds.com, LLC
ALL DISTRICT TEAM PLAQUES (22)	\$264.00 The Pro Shop & Trophy House
<u>TOTAL TROPHY'S AND PLAQUE'S</u>	<u>\$399.70</u>
EIGHTH DISTRICT OFFICIAL – 2/21 Girls 6:00	\$ 55.00 Ford Branch
EIGHTH DISTRICT OFFICIAL – 2/21 Girls 6:00	\$ 55.00 Brad Scarlett
EIGHTH DISTRICT OFFICIAL – 2/21 Girls 6:00	\$101.20 Anne Matlock
EIGHTH DISTRICT OFFICIAL – 2/21 Girls 7:30	\$ 55.00 Elbridge Hampton
EIGHTH DISTRICT OFFICIAL – 2/21 Girls 7:30	\$ 55.00 James Harris
EIGHTH DISTRICT OFFICIAL – 2/21 Girls 7:30	\$109.60 William Fortune
EIGHTH DISTRICT OFFICIAL – 2/22 Boys 6:00	\$ 55.00 Alfred Williams
EIGHTH DISTRICT OFFICIAL – 2/22 Boys 6:00	\$ 55.00 Mike Quinn
EIGHTH DISTRICT OFFICIAL – 2/22 Boys 6:00	\$110.30 Larry Thompson
EIGHTH DISTRICT OFFICIAL – 2/22 Boys 7:30	\$ 55.00 Thad Padon
EIGHTH DISTRICT OFFICIAL – 2/22 Boys 7:30	\$ 55.00 William Forturne
EIGHTH DISTRICT OFFICIAL – 2/22 Boys 7:30	\$109.60 David Benson
EIGHTH DISTRICT OFFICIAL – 2/24 Girls 6:00	\$ 55.00 Mike Hamilton
EIGHTH DISTRICT OFFICIAL – 2/24 Girls 6:00	\$ 55.00 Brad Scarlett
EIGHTH DISTRICT OFFICIAL – 2/24 Girls 6:00	\$109.60 William Fortune
EIGHTH DISTRICT OFFICIAL – 2/24 Boys 8:00	\$ 55.00 Bruce Parker
EIGHTH DISTRICT OFFICIAL – 2/24 Boys 8:00	\$ 55.00 Mike Quinn
EIGHTH DISTRICT OFFICIAL – 2/24 Boys 8:00	\$110.30 Larry Thompson
<u>TOTAL OFFICIALS</u>	<u>\$1310.60</u>

TOURNAMENT MANAGER	\$200.00 Dick Weaver
TOURNAMENT SET UP (3 nights)	\$150.00 Steve Lovelace
TOURNAMENT CLEAN UP (3 nights)	\$375.00 Delmar Nance
OFFICIAL TIMER (3 nights)	\$210.00 Ed Staley
OFFICIAL SCORER (3 nights)	\$150.00 Lori Gardner
TOURNAMENT ANNOUNCER (3 nights)	\$180.00 Tony Winfield
PARKING (3 nights)	\$300.00 UHA Golf Team
TICKET SELLER (3 nights)	\$180.00 Shannon Vowels
TICKET SELLER (3 nights)	\$180.00 Mike Kissner
TICKET TAKER (3 nights)	\$120.00 Kristen Roberts
TICKET TAKER (2 nights)	\$ 80.00 Lisa Allen
TICKET TAKER (1 night)	\$ 40.00 Amanda Fitzpatrick
PASS GATE WORKER (3 nights)	\$ 90.00 Barbara Kissner
PASS GATE WORKER (3 nights)	\$ 90.00 Mary Underwood
DOOR WATCHER (3 nights)	\$ 90.00 Danny Roberts
DOOR WATCHER (3 nights)	\$ 90.00 Dianne Weaver
GAME BALLS, NETS, SCOREBOOK	\$ 95.00 Aggie Sales Sport Shop
EIGHTH DISTRICT TICKETS	\$166.01 Sprint Print
SECURITY(10 officers – 138 hours - 3 nights)	\$3105.00 Hopkinsville Police Dept.
<u>TOTAL</u>	<u>\$5891.01</u>



KHSAA District Basketball Tournament Financial Report
 (return one copy to KHSAA by published deadlines. File separate reports if Girls and Boys
 Tournaments are held separately)

MAR 18 2011

KHSAA Form BK105
 Rev 01/06

District # 9 Combined Held at OCATH at Sportscenter Dates Feb. 21,22,24,25, 2011

Part A	REVENUE ITEMS	Price(s)	Receipts	Totals
	Ticket Sales 4636 (\$1 surcharge collected and	\$5.00	\$23,180.00	
	Broadcasting paid to Sportscenter)			
	Sponsorship			
	TOTAL REVENUE (1)			\$23,180.00
Part B	EXPENSE ITEMS		Expenses	
	Game Officials		\$ 1,531.55	
	Trophies		\$ 461.70	
	Travel for Participating Teams			
	Other Itemized Expenses approved in advance by majority vote of schools in tournament (provide separate listing or list on back of this form)		\$5,088.48	
	TOTAL EXPENSES (2)			\$ 7,081.73
Part C	Net Profit (Part A (1) minus Part B (2) total)			\$16,098.27
Part D	Allowance to Host School - Maximum 15% (Net) for rental and incidental expenses unless otherwise approved by majority vote		\$ 2,414.74	
Part E	Profit Subject to Division by Schools (Part C minus Part D)			\$13,683.53

**LIST BELOW INDIVIDUAL AMOUNTS FOR DISTRICT TOURNAMENT NET PROFITS FROM PART
E ABOVE, NOT INCLUDING TRAVEL EXPENSES**

School	Amount	School	Amount
Apollo	\$3,420.88		
Daviess County	\$3,420.88		
Owensboro	\$3,420.88		
Owensboro Catholic	\$3,420.89		

PAID ATTENDANCE BY SESSIONS (Tickets Sold NOT money received)

BOYS			GIRLS		COMBINED		
Session	Paid		Session	Paid		Session	Paid
Boys			Girls				
Feb. 22	1721		Feb. 21	758			
Feb. 25	1485		Feb. 24	672			
Total	3206		Total	1430		Grand Total	4636

**** NOTE ** IF ANY OTHER PLAN FOR THE DIVISION OF TOURNAMENT RECEIPTS IS USED, A
 MAJORITY VOTE OF THE PARTICIPATING SCHOOLS MUST BE OBTAINED, DOCUMENTED,
 AND SENT TO THE KHSAA.**

David Stanford
 MANAGER

Owensboro Catholic
 SCHOOL

270-852-8001
 DAYTIME PHONE

2011 DISTRICT 9 BASKETBALL				
INCOME				
	All tickets \$5			
TICKET SALES 2/21	Girls double header			
Presale - Apollo	\$130.00	26		
Presale - DCHS	\$70.00	14		
Presale - OHS	\$45.00	9		
Presale - OCHS	\$175.00	35		
At Gate	\$3,370.00	674		
Total 2/21	\$3,790.00	758		
TICKET SALES 2/22	Boys double header			
Presale - Apollo	\$405.00	81		
Presale - DCHS	\$470.00	94		
Presale - OHS	\$215.00	43		
Presale - OCHS	\$40.00	8		
At Gate	\$7,475.00	1495		
Total 2/22	\$8,605.00	1721		
TICKET SALES 2/24	Girls Finals			
Presale - DCHS	\$35.00	7		
Presale - OCHS	\$80.00	16		
At Gate	\$3,245.00	649		
Total 2/24	\$3,360.00	672		
TICKET SALES 2/25	Boys Finals			
Presale - DCHS	\$310.00	62		
Presale - OHS	\$510.00	102		
At Gate	\$6,605.00	1321		
Total 2/25	\$7,425.00	1485		
TOTAL INCOME	\$23,180.00	4636	A \$1 surcharge per ticket totaling \$4,636.00 was collected and paid to the Sportscenter	
EXPENSE TOTALS			EXPENSES BY DATE	
Gate workers	\$1,060.00		Officials 2/21	\$421.02
Security	\$1,147.50		Gm Assistants 2/21	\$320.00
Trainer	\$240.00		Security 2/21	\$200.00
Hospital room	\$8.98		Trainer 2/21	\$80.00
Printing programs	\$50.00		Officials 2/22	\$438.51
Sportscenter rent	\$2,332.00		Gm Assistants 2/22	\$310.00
Trn Manager	\$250.00		Security 2/22	\$292.50
			Trainer 2/22	\$80.00
			Officials 2/24	\$210.51
TOTAL OTHER EXP	\$5,088.48		Gm Assistants 2/24	\$225.00
			Security 2/24	\$370.00
Officials total	\$1,280.55		Trainer 2/24	\$40.00
KAPOS officials	\$251.00		Officials 2/25	\$210.51
Trophies	\$377.70		Gm Assistants 2/25	\$205.00
Cheerleader trophies	\$84.00		Security 2/25	\$285.00
			Trainer 2/25	\$40.00
			Trn Manager	\$250.00
			Trophies-Riherds	\$137.70
GRAND TOTAL EXP	\$7,081.73		District trophies	\$240.00
			Cheerleaders trophies	\$84.00
			KAPOS judges	\$251.00
			Hospitality Room	\$8.98
PROFIT	\$16,098.27		Sportscenter Rent	\$2,332.00
			Printing Programs	\$50.00
Host share 15% of Net	\$2,414.74		Total Expenses	\$7,081.73
Amount to divide	\$13,683.53			
Apollo share	\$3,420.88			
Davies Co share	\$3,420.88			
Owensboro share	\$3,420.88			
OCHS share	\$3,420.89			
	\$13,683.53			



KHSAA District Basketball Tournament Financial Report
 (return one copy to KHSAA by published deadlines. File separate reports if Girls and Boys Tournaments are held separately)

KHSAA Form BK105
 Rev 01/06

District # 10 Boys _____ Girls x Combined _____ Held at McLean County Dates 2-21-2-24

Part A	REVENUE ITEMS	Price(s)	Receipts	Totals
	Ticket Sales	\$5	\$5670.00	
	Broadcasting		n/a	
	Sponsorship		n/a	
	TOTAL REVENUE (1)			5670
Part B	EXPENSE ITEMS		Expenses	
	Game Officials		430.80	
	Trophies		168	
	Travel for Participating Teams		n/a	
	Other Itemized Expenses approved by majority vote of schools in tournament (provide separate listing or list on back of this form)		634	
	TOTAL EXPENSES (2)			1246.36
Part C	Net Profit (Part A (1) minus Part B (2) total)			4423.64
Part D	Allowance to Host School - Maximum 15% for rental and incidental expenses unless otherwise approved by majority vote		663.54	
Part E	Profit Subject to Division by Schools (Part C minus Part D)			3760.10

LIST BELOW INDIVIDUAL AMOUNTS FOR DISTRICT TOURNAMENT NET PROFITS FROM PART E ABOVE, NOT INCLUDING TRAVEL EXPENSES

School	Amount	School	Amount
McLean	1253.36		
Ohio	1253.36		
Muhlenberg	1253.36		

PAID ATTENDANCE BY SESSIONS (Tickets Sold NOT money received)

BOYS		GIRLS		COMBINED	
Session	Paid	Session	Paid	Session	Paid
1			557		
2			577		
3					
4					
5					
6					
7					
Total		Total	1134	Total	

**** NOTE ** IF ANY OTHER PLAN FOR THE DIVISION OF TOURNAMENT RECEIPTS IS USED, A MAJORITY VOTE OF THE PARTICIPATING SCHOOLS MUST BE OBTAINED, DOCUMENTED, AND SENT TO THE KHSAA.**

Marshall Enoch
 MANAGER

McLean County High
 SCHOOL

270-273-5278
 DAYTIME PHONE



KHSAA District Basketball Tournament Financial Report
 (return one copy to KHSAA by published deadlines. File separate reports if Girls and Boys
 Tournaments are held separately)

KHSAA Form BK105
 Rev 01/06

District # 10 Boys x Girls _____ Combined _____ Held at McLean County Dates 2-22-2-25

Part A	REVENUE ITEMS	Price(s)	Receipts	Totals
	Ticket Sales	\$5	\$9180.00	
	Broadcasting		n/a	
	Sponsorship		n/a	
	TOTAL REVENUE (1)			9180
Part B	EXPENSE ITEMS		Expenses	
	Game Officials		430.80	
	Trophies		168	
	Travel for Participating Teams		n/a	
	Other Itemized Expenses approved by majority vote of schools in tournament (provide separate listing or list on back of this form)		678.36	
	TOTAL EXPENSES (2)			1266.36
Part C	Net Profit (Part A (1) minus Part B (2) total)			\$7913.64
Part D	Allowance to Host School - Maximum 15% for rental and incidental expenses unless otherwise approved by majority vote		1187	
Part E	Profit Subject to Division by Schools (Part C minus Part D)			6726.64

LIST BELOW INDIVIDUAL AMOUNTS FOR DISTRICT TOURNAMENT NET PROFITS FROM PART E ABOVE, NOT INCLUDING TRAVEL EXPENSES

School	Amount	School	Amount
McLean	2242.21		
Ohio	2242.21		
Muhlenberg	2242.21		

PAID ATTENDANCE BY SESSIONS (Tickets Sold NOT money received)

BOYS		GIRLS		COMBINED	
Session	Paid	Session	Paid	Session	Paid
1	682				
2	1154				
3					
4					
5					
6					
7					
Total	1836	Total		Total	

**** NOTE ** IF ANY OTHER PLAN FOR THE DIVISION OF TOURNAMENT RECEIPTS IS USED, A MAJORITY VOTE OF THE PARTICIPATING SCHOOLS MUST BE OBTAINED, DOCUMENTED, AND SENT TO THE KHSAA.**

Marshall Enoch
 MANAGER

McLean County High
 SCHOOL

270-273-5278
 DAYTIME PHONE



KHSAA District Basketball Tournament Financial Report
 (return one copy to KHSAA by published deadlines. File separate reports if Girls and Boys
 Tournaments are held separately)

MAR 03 2011
 KHSAA Form BK105
 Rev 01/06

District # 11 Boys Girls Combined X Held at Frederick Fraize High Dates 2-21,22,24,25-11

Part A	REVENUE ITEMS	Price(s)	Receipts	Totals
	Ticket Sales	\$5.00	\$10,056.00	
	Broadcasting			
	Sponsorship			
	TOTAL REVENUE (1)			\$10,056.00
Part B	EXPENSE ITEMS		Expenses	
	Game Officials		1226.74	
	Trophies		735.47	
	Travel for Participating Teams			
	Other Itemized Expenses approved by majority vote of schools in tournament (provide separate listing or list on back of this form)			
	TOTAL EXPENSES (2)			1962.21
Part C	Net Profit (Part A (1) minus Part B (2) total)			8093.79
Part D	Allowance to Host School - Maximum 15% for rental and incidental expenses unless otherwise approved by majority vote		1214.07	
Part E	Profit Subject to Division by Schools (Part C minus Part D)			6879.72

LIST BELOW INDIVIDUAL AMOUNTS FOR DISTRICT TOURNAMENT NET PROFITS FROM PART E ABOVE, NOT INCLUDING TRAVEL EXPENSES

School	Amount	School	Amount
Breckinridge Co. High School	\$1719.93		
Hancock Co. High School	1719.93		
Meade Co. High School	1719.93		
Frederick Fraize High School	1719.93		

PAID ATTENDANCE BY SESSIONS (Tickets Sold NOT money received)

BOYS		GIRLS		COMBINED	
Session	Paid	Session	Paid	Session	Paid
1				2/21/11	\$1810.00
2				2/22/11	2570.00
3				2/24/11	1931.00
4				2/25/11	3745.00
5					
6					
7					
Total		Total		Total	10,056.00

**** NOTE ** IF ANY OTHER PLAN FOR THE DIVISION OF TOURNAMENT RECEIPTS IS USED, A MAJORITY VOTE OF THE PARTICIPATING SCHOOLS MUST BE OBTAINED, DOCUMENTED, AND SENT TO THE KHSAA.**

[Signature]
 MANAGER
 3/2/11

FFHS
 SCHOOL

270-788-3388
 DAYTIME PHONE

MAR 04 2011



KHSAA District Basketball Tournament Financial Report
 (return one copy to KHSAA by published deadlines. File separate reports if Girls and Boys
 Tournaments are held separately)

KHSAA Form BK105
 Rev 01/06

District # 12 Boys Girls Combined X Held at Edmonson County Dates 2-/21-25

Part A	REVENUE ITEMS	Price(s)	Receipts	Totals
	Ticket Sales		10,670	
	Broadcasting			
	Sponsorship			
	TOTAL REVENUE (1)			10,670
Part B	EXPENSE ITEMS		Expenses	
	Game Officials		1258.74	
	Trophies		139.62	
	Travel for Participating Teams			
	Other Itemized Expenses approved by majority vote of schools in tournament (provide separate listing or list on back of this form)		1200	
	TOTAL EXPENSES (2)			2598.36
Part C	Net Profit (Part A (1) minus Part B (2) total)			8071.64
Part D	Allowance to Host School - Maximum 15% for rental and incidental expenses unless otherwise approved by majority vote		1600.50	
Part E	Profit Subject to Division by Schools (Part C minus Part D)			6471.14

LIST BELOW INDIVIDUAL AMOUNTS FOR DISTRICT TOURNAMENT NET PROFITS FROM PART E ABOVE, NOT INCLUDING TRAVEL EXPENSES

School	Amount	School	Amount
Butler County	1617.79		
Edmonson County	1617.78		
Grayson County	1617.78		
Whitesville Trinity	1617.79		

PAID ATTENDANCE BY SESSIONS (Tickets Sold NOT money received)

BOYS		GIRLS		COMBINED	
Session	Paid	Session	Paid	Session	Paid
1				1	1755
2				2	2820
3				3	1660
4				4	4435
5					
6					
7					
Total		Total		Total	10,670

**** NOTE ** IF ANY OTHER PLAN FOR THE DIVISION OF TOURNAMENT RECEIPTS IS USED, A MAJORITY VOTE OF THE PARTICIPATING SCHOOLS MUST BE OBTAINED, DOCUMENTED, AND SENT TO THE KHSAA.**

Kyle Pierce
 MANAGER

Edmonson County
 SCHOOL

270-597-2151
 DAYTIME PHONE

2011
12th District
Tournament Expenses

Expenses	Amount
Participant Gate	60
Ticket Gate	120
Clock	120
PA	120
Official Book	80
Parking	200
Tournament Manager	300
Gym Setup/Takedown	200
	1200

MAR 14 2011



KHSAA District Basketball Tournament Financial Report
 (return one copy to KHSAA by published deadlines. File separate reports if Girls and Boys
 Tournaments are held separately)

KHSAA Form BK105
 Rev 01/06

District # 13 Boys Girls Combined x Held at Todd Coutny Central H.S. Dates 2/21-25
 2011

Part A	REVENUE ITEMS	Price(s)	Receipts	Totals
	Ticket Sales	5.00	\$10,605.00	
	Broadcasting			
	Sponsorship			
	TOTAL REVENUE (1)			\$10,605.00
Part B	EXPENSE ITEMS		Expenses	
	Game Officials		\$1,316.90	
	Trophies		\$ 430.42	
	Travel for Participating Teams		0	
	Other Itemized Expenses approved by majority vote of schools in tournament (provide separate listing or list on back of this form)		\$1,950.00	
	TOTAL EXPENSES (2)			\$3,697.32
Part C	Net Profit (Part A (1) minus Part B (2) total)			\$6,907.68
Part D	Allowance to Host School - Maximum 15% for rental and incidental expenses unless otherwise approved by majority vote		0	
Part E	Profit Subject to Division by Schools (Part C minus Part D)			\$6,907.68

LIST BELOW INDIVIDUAL AMOUNTS FOR DISTRICT TOURNAMENT NET PROFITS FROM PART E ABOVE, NOT INCLUDING TRAVEL EXPENSES

School	Amount	School	Amount
Franklin-Simpson High School	\$1,726.92		
Logan County High School	\$1,726.92		
Russellville High School	\$1,726.92		
Todd Central High School	\$1,726.92		

PAID ATTENDANCE BY SESSIONS (Tickets Sold NOT money received)

BOYS			GIRLS			COMBINED		
Session	Paid		Session	Paid		Session	Paid	
1						1	397	
2						2	499	
3			3	259				
4	351							
5						Presales	615	
6								
7								
Total	351		Total	259		Total	1511	

**** NOTE ** IF ANY OTHER PLAN FOR THE DIVISION OF TOURNAMENT RECEIPTS IS USED, A MAJORITY VOTE OF THE PARTICIPATING SCHOOLS MUST BE OBTAINED, DOCUMENTED, AND SENT TO THE KHSAA.**

Carlton Evans
 MANAGER

Todd County Central High
 SCHOOL

270-265-2506
 DAYTIME PHONE

BASKETBALL DISTRICT TOURNAMENT 2011

EXPENSES	Feb. 21 - Monday	Feb. 22 -Tuesday	Feb. 24 -Thursday	Feb. 25 - Friday	TOTALS
Officials & mileage	\$420.30	\$420.30	\$222.40	\$253.90	\$1,316.90
Trophies	All District & All Season		\$291.00	Runner up \$139.42	\$430.42
Ticket/Gate Workers					\$480.00
Security				\$270.00	\$270.00
Secretary				Kristi Thomas	\$100.00
Scorer				Mr. Merideth	\$100.00
PA - Announcer				Terry Sayle	\$150.00
Clock				Walt Higdon	\$100.00
Tourn. Manager				Mr. Evans	\$500.00
Misc.	Nets \$60.00	Scorebooks \$20.00	Tickets \$140.00		
	Punches \$8.00	Boxes \$15.00	Banner Paper \$7.00		\$250.00
Total Expenses					\$3,697.32

BASKETBALL DISTRICT TOURNAMENT		INCOME		2011	
				TOTALS	
Advance Sales					
Logan County		tickets 117		\$	585.00
Franklin-Simpson		tickets 236		\$	1,180.00
Russellville		tickets 137		\$	685.00
Todd Central		tickets 125		\$	625.00
Total Advance ticets		tickets 615		\$	3,075.00
INCOME		Feb. 21 -- Monday	Feb. 22 - - Tuesday	Feb. 24 Thursday	Feb. 25 -- Friday
TICKETS SOLD		397	499	259	351
GATE SALES	\$	1,985.00	\$ 2,495.00	\$ 1,295.00	\$ 1,755.00
TOTAL Gate Sales	\$7,530.00				
Total Advance ticets	\$ 3,075.00				
TOTAL SALES	\$10,605.00				



KHSAA District Basketball Tournament Financial Report
 (return one copy to KHSAA by published deadlines. File separate reports if Girls and Boys Tournaments are held separately)

KHSAA Form BK105
Rev 01/06

District # 14 Boys Girls Combined Held at Bowling Green Dates 21, 22, 23, 24, 25 Feb. 2011

Part A	REVENUE ITEMS	Price(s)	Receipts	Totals
	Ticket Sales	5.00	18,750.00	
	Broadcasting			
	Sponsorship			
	TOTAL REVENUE (1)			18,750.00
Part B	EXPENSE ITEMS		Expenses	
	Game Officials		2,025.50	
	Trophies		112.50	
	Travel for Participating Teams			
	Other Itemized Expenses approved by majority vote of schools in tournament (provide separate listing or list on back of this form)		4,712.50	
	TOTAL EXPENSES (2)			6,850.50
Part C	Net Profit (Part A (1) minus Part B (2) total)			11,899.50
Part D	Allowance to Host School - Maximum 15% for rental and incidental expenses unless otherwise approved by majority vote		- 0 -	
Part E	Profit Subject to Division by Schools (Part C minus Part D)			11,899.50

LIST BELOW INDIVIDUAL AMOUNTS FOR DISTRICT TOURNAMENT NET PROFITS FROM PART E ABOVE, NOT INCLUDING TRAVEL EXPENSES

School	Amount	School	Amount
Bowling Green	2,379.90	Warren East	2,379.90
Greenwood	2,379.90		
South Warren	2,379.90		
Warren Central	2,379.90		

PAID ATTENDANCE BY SESSIONS (Tickets Sold NOT money received)

BOYS		GIRLS		COMBINED	
Session	Paid	Session	Paid	Session	Paid
1					2,540.00
2			1,935.00		
3	5,060.00				
4			1,590.00		
5	7,625.00				
6					
7					
Total	12,685.00	Total	3,525.00	Total	2,540.00

**** NOTE ** IF ANY OTHER PLAN FOR THE DIVISION OF TOURNAMENT RECEIPTS IS USED, A MAJORITY VOTE OF THE PARTICIPATING SCHOOLS MUST BE OBTAINED, DOCUMENTED, AND SENT TO THE KHSAA.**

Monroe Joyner
MANAGER

Bowling Green
SCHOOL

270.746.2300 Ext. 2341
DAYTIME PHONE

Bowling Green High School

Gary Fields, Principal

Established 1908

2011 District 14 Girls & Boys Basketball Tournament

Financial Report

Host School: Bowling Green High School

Revenue:

Monday 21 February	Girl/Boy	\$2,540
Tuesday 22 February	Girls DH	\$1,935.00
Wednesday 23 February	Boys DH	\$5,060.00
Thursday 24 February	Girls Champ	\$1,590.00
Friday 25 February	Boys Champ	\$7,625.00

Total Revenue: \$18,750.00

Expenditures:

Team Trophies	\$112.50
Officials	\$2,025.50
Gateworkers	\$1,560.00
Police Security	\$1,750.00
All-District Plaques	\$300.00
All-Academic Certificates	\$150.00
Tournament Manager	\$500.00
All-Academic Certificate Calligraphy	\$52.50
Hospitality Room Expense	\$400.00

Total Expenditures: \$6,850.50

Net Profit to be divided by 5 schools \$11,899.50

Distribution of Profit:

Bowling Green	\$2,379.90
Greenwood	\$2,379.90
South Warren	\$2,379.90
Warren Central	\$2,379.90
Warren East	\$2,379.90


Tournament Manager

2/28/11
Date





KHSAA District Basketball Tournament Financial Report
 (return one copy to KHSAA by published deadlines. File separate reports if Girls and Boys
 Tournaments are held separately)

KHSAA Form BK105
 Rev 01/08

District # 15 Boys Girls Combined X Held at Monroe County Dates 2/21-25/11

Part A	REVENUE ITEMS	Price(s)	Receipts	Totals
	Ticket Sales	5.00	17,110.00	
	Broadcasting		N/A	
	Sponsorship		N/A	
	TOTAL REVENUE (1)			17,110.00
Part B	EXPENSE ITEMS		Expenses	
	Game Officials		1,326.00	
	Trophies		621.16	
	Travel for Participating Teams		540.00	
	Other Itemized Expenses approved in advance by majority vote of schools in tournament (provide separate listing or list on back of this form)		400.00	
	TOTAL EXPENSES (2)			2,887.16
Part C	Net Profit (Part A (1) minus Part B (2) total)			14,222.84
Part D	Allowance to Host School - Maximum 15% for rental and incidental expenses unless otherwise approved by majority vote		2,133.43	
Part E	Profit Subject to Division by Schools (Part C minus Part D)			12,089.41

LIST BELOW INDIVIDUAL AMOUNTS FOR DISTRICT TOURNAMENT NET PROFITS FROM PART E ABOVE, NOT INCLUDING TRAVEL EXPENSES

School	Amount	School	Amount
Allen County-Scottsville HS	3,022.35		
Barren County High School	3,022.35		
Glasgow High School	3,022.35		
Monroe County High School	3,022.35		

PAID ATTENDANCE BY SESSIONS (Tickets Sold NOT money received)

BOYS		GIRLS		COMBINED	
Session	Paid	Session	Paid	Session	Paid
1			872		872
2	255				255
3	571				571
4			586		586
5	938				938
6					
7					
Total	1,964	Total	1,458	Total	3,422

**** NOTE ** IF ANY OTHER PLAN FOR THE DIVISION OF TOURNAMENT RECEIPTS IS USED, A MAJORITY VOTE OF THE PARTICIPATING SCHOOLS MUST BE OBTAINED, DOCUMENTED, AND SENT TO THE KHSAA.**

John Pettit
 MANAGER

Monroe County High School
 SCHOOL

270-487-6217
 DAYTIME PHONE



KHSAA District Basketball Tournament Financial Report
 (return one copy to KHSAA by published deadlines. File separate reports if Girls and Boys
 Tournaments are held separately)

KHSAA Form BK105
 Rev 01/06

District # 16 Boys _____ Girls _____ Combined X Held at Metcalfe Co. High School Dates 2-21-2-25-11

Part A	REVENUE ITEMS	Price(s)	Receipts	Totals
	Ticket Sales <u>1945 @ 5.00 Presale 862 @ 4.00</u>		<u>13,173.00</u>	
	Broadcasting			
	Sponsorship			
	TOTAL REVENUE (1)			<u>13,173.00</u>
Part B	EXPENSE ITEMS	Expenses		
	Game Officials		<u>1170.00</u>	
	Trophies		<u>1104.62</u>	
	Travel for Participating Teams <u>Officials</u>		<u>379.40</u>	
	Other Itemized Expenses approved by majority vote of schools in tournament (provide separate listing or list on back of this form) <u>Listed on Back</u>		<u>330.00</u>	
TOTAL EXPENSES (2)			<u>2,984.02</u>	
Part C	Net Profit (Part A (1) minus Part B (2) total)			<u>10,188.98</u>
Part D	Allowance to Host School - Maximum 15% for rental and incidental expenses unless otherwise approved by majority vote			
Part E	Profit Subject to Division by Schools (Part C minus Part D)			<u>10,188.98</u>

LIST BELOW INDIVIDUAL AMOUNTS FOR DISTRICT TOURNAMENT NET PROFITS FROM PART E ABOVE, NOT INCLUDING TRAVEL EXPENSES

School	Amount	School	Amount
<u>Clinton Co. High School</u>	<u>2547.25</u>		
<u>Cumberland Co. H.S.</u>	<u>2547.25</u>		
<u>Russell Co. High School</u>	<u>2547.25</u>		
<u>Metcalfe Co. High School</u>	<u>2547.23</u>		

PAID ATTENDANCE BY SESSIONS (Tickets Sold NOT money received)

BOYS		GIRLS		COMBINED	
Session	Paid	Session	Paid	Session	Paid
1				1	717
2				2	638
3		3	415	3	415
4	1037			4	1037
5					
6					
7					
Total	1037	Total	415	Total	2807

**** NOTE ** IF ANY OTHER PLAN FOR THE DIVISION OF TOURNAMENT RECEIPTS IS USED, A MAJORITY VOTE OF THE PARTICIPATING SCHOOLS MUST BE OBTAINED, DOCUMENTED, AND SENT TO THE KHSAA.**

Fred Harrison
 MANAGER

Metcalfe Co. High School
 SCHOOL

(270) 432-2481
 DAYTIME PHONE



KHSAA District Basketball Tournament Financial Report
 (return one copy to KHSAA by published deadlines. File separate reports if Girls and Boys
 Tournaments are held separately)

KHSAA Form BK105
 Rev 01/08

District # 17 Boys X Girls Combined Held at Central Hardin High School Dates 2/22-2/26

Part A	REVENUE ITEMS		Price(s)	Receipts	Totals
	Ticket Sales		\$6.00	13577	
	Broadcasting			350.00	
	Sponsorship			---	
TOTAL REVENUE (1)				13927	
Part B	EXPENSE ITEMS			Expenses	
	Game Officials			\$814.00	
	Trophies			\$189.81	
	Travel for Participating Teams			---	
	Other Itemized Expenses approved in advance by majority vote of schools in tournament (provide separate listing or list on back of this form)			\$3646.85	
TOTAL EXPENSES (2)				\$4650.66	
Part C	Net Profit (Part A (1) minus Part B (2) total)				\$9276.34
Part D	Allowance to Host School - Maximum 15% for rental and incidental expenses unless otherwise approved by majority vote			---	
Part E	Profit Subject to Division by Schools (Part C minus Part D)				\$8276.34

LIST BELOW INDIVIDUAL AMOUNTS FOR DISTRICT TOURNAMENT NET PROFITS FROM PART E ABOVE, NOT INCLUDING TRAVEL EXPENSES

School	Amount	School	Amount
Central Hardin High School	\$1855.27	Fort Knox High School	\$1855.27
John Hardin High School	\$1855.27		
North Hardin High School	\$1855.27		
Elizabethtown High School	\$1855.27		

PAID ATTENDANCE BY SESSIONS (Tickets Sold NOT money received)

BOYS			GIRLS		COMBINED	
Session	Paid		Session	Paid	Session	Paid
1	350					
2	1084					
3	926					
4						
5						
6						
7						
Total	2360		Total		Total	

**** NOTE ** IF ANY OTHER PLAN FOR THE DIVISION OF TOURNAMENT RECEIPTS IS USED, A MAJORITY VOTE OF THE PARTICIPATING SCHOOLS MUST BE OBTAINED, DOCUMENTED, AND SENT TO THE KHSAA.**

Christopher R. Bauer
 MANAGER

Central Hardin High School
 SCHOOL

270-737-6800
 DAYTIME PHONE

MAR 09 2011



KHSAA District Basketball Tournament Financial Report
 (return one copy to KHSAA by published deadlines. File separate reports if Girls and Boys
 Tournaments are held separately)

KHSAA Form BK105
 Rev 01/06

District # 17 Boys Girls x Combined Held at Elizabethtown High School Dates 2/21-2/25/11

Part A	REVENUE ITEMS	Price(s)	Receipts	Totals
	Ticket Sales	\$ 6.00	\$ 5,700.00	
	Broadcasting		\$ 350.00	
	Sponsorship			
	TOTAL REVENUE (1)			\$ 6,050.00
Part B	EXPENSE ITEMS		Expenses	
	Game Officials		\$ 660.00	
	Trophies		\$ 67.85	
	Travel for Participating Teams			
	Other Itemized Expenses approved by majority vote of schools in tournament (provide separate listing or list on back of this form)		\$ 2,149.35	
	TOTAL EXPENSES (2)			\$ 2,877.20
Part C	Net Profit (Part A (1) minus Part B (2) total)			\$ 3,172.80
Part D	Allowance to Host School - Maximum 15% for rental and incidental expenses unless otherwise approved by majority vote			
Part E	Profit Subject to Division by Schools (Part C minus Part D)			\$ 3,172.80

LIST BELOW INDIVIDUAL AMOUNTS FOR DISTRICT TOURNAMENT NET PROFITS FROM PART E ABOVE, NOT INCLUDING TRAVEL EXPENSES

School	Amount	School	Amount
Central Hardin High School	\$ 634.56	North Hardin High School	\$ 634.56
Elizabethtown High School	\$ 634.56		
Fort Knox High School	\$ 634.56		
John Hardin High School	\$ 634.56		

PAID ATTENDANCE BY SESSIONS (Tickets Sold NOT money received)

BOYS		GIRLS		COMBINED	
Session	Paid	Session	Paid	Session	Paid
1		1	\$360		
2		2 & 3 combined	\$2586		
3		3			
4		4	\$2754		
5					
6					
7					
Total		Total	\$5700	Total	

**** NOTE ** IF ANY OTHER PLAN FOR THE DIVISION OF TOURNAMENT RECEIPTS IS USED, A MAJORITY VOTE OF THE PARTICIPATING SCHOOLS MUST BE OBTAINED, DOCUMENTED, AND SENT TO THE KHSAA.**

MANAGER

SCHOOL

DAYTIME PHONE

Expenses:

Mileage	1 official per game:	\$ 136.50
	(Game 1—Jaggers)	\$ 36.40
	(Game 2—Durham)	\$ 27.30
	(Game 3—Jaggers)	\$ 36.40
	(Game 4—Jaggers)	\$ 36.40
Security		\$ 450.00
Official Game Scorebook keeper		\$ 80.00
Official Timer		\$ 80.00
Official Announcer		\$ 87.30
Tournament Director		\$ 205.84
Pass Gate		\$ 144.09
Gate Workers		
	Simon	\$ 218.01
	Browner	\$ 218.01
Bookkeeper		\$ 98.57
Custodial		
	Mattingly	\$ 121.83
	Slinker	\$ 117.00
Dukes (Plaques, balls, nets)		<u>\$ 192.20</u>
		\$2149.35



KHSAA District Basketball Tournament Financial Report
 (return one copy to KHSAA by published deadlines. File separate reports if Girls and Boys
 Tournaments are held separately)

KHSAA Form BK105
Rev 01/05

District # 18 Boys Girls Combined x Held at LARUE COUNTY HIGH Dates 2-21, 22, 25

Part A	REVENUE ITEMS	Price(s)	Receipts	Totals
	Ticket Sales	\$6.00	11700-	
	Broadcasting			
	Sponsorship			
	TOTAL REVENUE (1)			11700-
Part B	EXPENSE ITEMS		Expenses	
	Game Officials		1104.80	
	Trophies		767.62	
	Travel for Participating Teams			
	Other Itemized Expenses approved by majority vote of schools in tournament (provide separate listing or list on back of this form)		1718 ¹⁴	
TOTAL EXPENSES (2)			3590.56	
Part C	Net Profit (Part A (1) minus Part B (2) total)			8109.44
Part D	Allowance to Host School - Maximum 15% for rental and incidental expenses unless otherwise approved by majority vote			
Part E	Profit Subject to Division by Schools (Part C minus Part D)			8109.44

LIST BELOW INDIVIDUAL AMOUNTS FOR DISTRICT TOURNAMENT NET PROFITS FROM PART E ABOVE, NOT INCLUDING TRAVEL EXPENSES

School	Amount	School	Amount
LARUE COUNTY	2027.36		
GREEN COUNTY	2027.36		
HART COUNTY	2027.36		
CAVERNA	2027.36		

PAID ATTENDANCE BY SESSIONS (Tickets Sold NOT money received)

BOYS		GIRLS		COMBINED	
Session	Paid	Session	Paid	Session	Paid
1	2074-				
2	3018-				
3	5906-				
4					
5					
6					
7					
Total	11700-	Total		Total	

**** NOTE ** IF ANY OTHER PLAN FOR THE DIVISION OF TOURNAMENT RECEIPTS IS USED, A MAJORITY VOTE OF THE PARTICIPATING SCHOOLS MUST BE OBTAINED, DOCUMENTED, AND SENT TO THE KHSAA.**

DAVID DAWSON

LARUE COUNTY

270-358-2210

MANAGER

SCHOOL

DAYTIME PHONE

Other Expenses

Announcer	121.11
Clean-Up	300.00
Clockkeeper	121.11
Equipment	165.53
Food	150.00
Parking	302.20
Security	300.00
Ticket Sellers	258.19
Total	1718.14

MAR 28 2011

FINANCIAL REPORT 19TH DISTRICT BASKETBALL TOURNAMENT

Feb 22, 23, 25, 26

Host: Nelson County

2011

GATE RECEIPTS

	ADMISSION	\$6.00	
22-Feb		372	\$2,230.00
23-Feb		717	\$4,303.00
25-Feb		295	\$1,769.00
26-Feb		853	\$5,116.00
	TOTALS	2,237	\$13,418.00

EXPENSES

Officials		
First round		\$660.00
District Finals		\$330.00
Mileage		\$216.30
Gate Workers		\$800.00
Team trophies -- Rihersds		\$139.62
All tournament plaques (11)		\$176.00
District plaques		\$240.00
Tournament Manager		\$300.00
Two basketballs	Nets	\$80.00
Announcer		\$150.00
Clock		\$150.00
Scorebook		\$150.00
Security		\$240.00
Hospitality (cheer & coaches)		\$260.44
Custodial		\$350.00
TOTALS		\$4,242.36
NET PROFIT		\$9,175.64

\$9,175.64

FOUR SHARES

Bardstown	\$2,293.91
Bethlehem	\$2,293.91
Washington Co	\$2,293.91
Nelson County	\$2,293.91

Bill Broadelus - AD
3-22-11



KHSAA District Basketball Tournament Financial Report
 (return one copy to KHSAA by published deadlines. File separate reports if Girls and Boys
 Tournaments are held separately)

KHSAA Form BK105
Rev 01/06

District # 20 Boys Girls Combined Held at Marion County HS Dates 2/22-26

Part A	REVENUE ITEMS	Price(s)	Receipts	Totals
	Ticket Sales	6.00	19857.00	
	Broadcasting		0.00	
	Sponsorship		0.00	
	TOTAL REVENUE (1)			19857.00
Part B	EXPENSE ITEMS		Expenses	
	Game Officials		933.80	
	Trophies		945.00	
	Travel for Participating Teams		0.00	
	Other Itemized Expenses approved by majority vote of schools in tournament (provide separate listing or list on back of this form)		2814.93	
	TOTAL EXPENSES (2)			4693.73
Part C	Net Profit (Part A (1) minus Part B (2) total)			15163.27
Part D	Allowance to Host School - Maximum 15% for rental and incidental expenses unless otherwise approved by majority vote		1,050	
Part E	Profit Subject to Division by Schools (Part C minus Part D)			14113.27

LIST BELOW INDIVIDUAL AMOUNTS FOR DISTRICT TOURNAMENT NET PROFITS FROM PART E ABOVE, NOT INCLUDING TRAVEL EXPENSES

School	Amount	School	Amount
Adair County	3533.32		
Campbellsville	3533.32		
Marion County	3533.32		
Taylor County	3533.32		

PAID ATTENDANCE BY SESSIONS (Tickets Sold NOT money received)

BOYS		GIRLS		COMBINED	
Session	Paid	Session	Paid	Session	Paid
1				740	4441
2				695	4170
3				547	3287
4				1326	7959
5					
6					
7					
Total		Total		Total	

**** NOTE ** IF ANY OTHER PLAN FOR THE DIVISION OF TOURNAMENT RECEIPTS IS USED, A MAJORITY VOTE OF THE PARTICIPATING SCHOOLS MUST BE OBTAINED, DOCUMENTED, AND SENT TO THE KHSAA.**

Stacey Hall
MANAGER

Marion County
SCHOOL

270-692-6066
DAYTIME PHONE



KHSAA District Basketball Tournament Financial Report
 (return one copy to KHSAA by published deadlines. File separate reports if Girls and Boys
 Tournaments are held separately)

KHSAA Form BK105
 Rev 01/06

District # 21 Boys Girls Combined Held at Western High School Dates Feb. 21-22,23,25, 2011

Part A	REVENUE ITEMS	Price(s)	Receipts	Totals
	Ticket Sales	\$6/\$2	\$8,896 \$2,185	
	Broadcasting			
	Sponsorship			
	TOTAL REVENUE (1)			\$5,653.00
Part B	EXPENSE ITEMS		Expenses	
	Game Officials		\$1,500.00	
	Trophies % Game Balls		\$ 347.00	
	Travel for Participating Teams			
	Other Itemized Expenses approved by majority vote of schools in tournament (provide separate listing or list on back of this form)			
	Time Keeper, PA and Ticket seller \$15.00 each game X 8		\$ 360.00	
	Security Police 2 on 21 st , 2 on 22 nd , 2 on 23 rd , 4 on 25 th . At four hours a night \$25. an hour = \$1,000.00 for the tour.		\$ 1,000.00	
Tournament Manager fee plus Meeting held at BW3's on Feb. 15 th .		\$ 50.00		
		\$ 51.93		
TOTAL EXPENSES (2)			\$3,335.93	
Part C	Net Profit (Part A (1) minus Part B (2) total)			\$2,317.07
Part D	Allowance to Host School - Maximum 15% for rental and incidental expenses unless otherwise approved by majority vote			
Part E	Profit Subject to Division by Schools (Part C minus Part D)			\$2,317.07

LIST BELOW INDIVIDUAL AMOUNTS FOR DISTRICT TOURNAMENT NET PROFITS FROM PART E ABOVE, NOT INCLUDING TRAVEL EXPENSES

School	Amount	School	Amount
Beth Haven	\$463.41	Western	\$463.41
P.R.P	\$463.41		
Holy Cross	\$463.41		
Valley	\$463.41		

PAID ATTENDANCE BY SESSIONS (Tickets Sold NOT money received)

BOYS		GIRLS		COMBINED	
Session	Paid	Session	Paid	Session	Paid
1				Feb. 21 st	87
2				Feb. 22 nd	222
3				Feb. 23 rd	106
4				Feb. 25 th	642
5					
6					
7					
Total		Total		Total	1,057.00

**** NOTE ** IF ANY OTHER PLAN FOR THE DIVISION OF TOURNAMENT RECEIPTS IS USED, A MAJORITY VOTE OF THE PARTICIPATING SCHOOLS MUST BE OBTAINED, DOCUMENTED, AND SENT TO THE KHSAA.**



KHSAA District Basketball Tournament Financial Report
*(return one copy to KHSAA by published deadlines. File separate reports if Girls and Boys
Tournaments are held separately)*

KHSAA Form BK105
Rev 01/06

Robert Johnson
MANAGER

Western High
SCHOOL

502-485-8710
DAYTIME PHONE



KHSAA District Basketball Tournament Financial Report
 (return one copy to KHSAA by published deadlines. File separate reports if Girls and Boys
 Tournaments are held separately)

KHSAA Form BK105
 Rev 01/08

District #	22	Boys	Girls	Combined	X	Held at	Butler Traditional	Dates	2/25-2/28
Part A	REVENUE ITEMS					Price(s)	Receipts	Totals	
	Ticket Sales GEN ADM=\$8 CHILD=\$3						\$ 7,044.00		
	Broadcasting								
	Sponsorship								
	TOTAL REVENUE (1)							\$ 7,044.00	
Part B	EXPENSE ITEMS						Expenses		
	Game Officials						\$ 1,312.50		
	Trophies						\$ 202.50		
	Security @ \$25 per hour						\$ 950.00		
	Scorebook						\$ 4.25		
	Game Balls 2 @ 38.95 each						\$ 79.90		
	1 Pair of Nets						\$ 11.50		
	Announcer @ \$30 per day						\$ 120.00		
	Official Scorer @ \$30 per day						\$ 120.00		
	Clock Operator @ \$30 per day						\$ 120.00		
	Gate Workers @ \$30 per day						\$ 120.00		
	Trainer @ \$30 per day						\$ 120.00		
	Tournament Mgr						\$ 150.00		
	Meeting						\$ 61.66		
	TOTAL EXPENSES (2)							\$ 3,372.31	
Part C	Net Profit (Part A (1) minus Part B (2) total)							\$ 3,671.69	
Part D	Allowance to Host School - Maximum 15% for rental and incidental expenses unless otherwise approved by majority vote								
Part E	Profit Subject to Division by Schools (Part C minus Part D)							\$ 3,671.69	

LIST BELOW INDIVIDUAL AMOUNTS FOR DISTRICT TOURNAMENT NET PROFITS FROM PART E ABOVE, NOT INCLUDING TRAVEL EXPENSES

School	Amount	School	Amount
DESALES	\$ 407.97	DOSS	\$ 815.93
EVANGEL	\$ 815.93	IROQUOIS	\$ 815.93
BUTLER	\$ 815.93		

PAID ATTENDANCE BY SESSIONS (Tickets Sold NOT money received)


BOYS		GIRLS		COMBINED	
Session	Paid	Session	Paid	Session	Paid
1				GA-82 CH-4	385.00
2				GA-142 CH-14	894.00
3				GA-544 CH-20	3323.00
4				GA-388 CH-38	2442.00
Total		Total		Total	7044.00

**** NOTE ** IF ANY OTHER PLAN FOR THE DIVISION OF TOURNAMENT RECEIPTS IS USED, A MAJORITY VOTE OF THE PARTICIPATING SCHOOLS MUST BE OBTAINED, DOCUMENTED, AND SENT TO THE KHSAA.**

Mike Crawley
 MANAGER

Butler Traditional
 SCHOOL

502-485-8506
 DAYTIME PHONE



KHSAA District Basketball Tournament Financial Report
 (return one copy to KHSAA by published deadlines. File separate reports if Girls and Boys
 Tournaments are held separately)

KHSAA Form BK105
Rev 01/08

District # 23 Boys Girls Combined Held at Central High School

Dates 2-21,22,
&24

Part A	REVENUE ITEMS	Price(s)	Receipts	Totals
	Ticket Sales	\$6 & \$3	\$2538.00	
	TOTAL REVENUE (1)			\$2538.00
Part B	EXPENSE ITEMS		Expenses	
	Game Officials		\$1500.00	
	Trophies		\$112.46	
	Clock worker		\$120.00	
	Gate Workers		\$90.00	
	Security		\$425.00	
	Hospitality		\$150.00	
	Tournament Manager		\$150.00	
	Announcer		\$75.00	
	TOTAL EXPENSES (2)			\$2622.46
Part C	Net Profit (Part A (1) minus Part B (2) total)			-\$84.46

LIST BELOW INDIVIDUAL AMOUNTS FOR DISTRICT TOURNAMENT NET PROFITS FROM PART E ABOVE, NOT INCLUDING TRAVEL EXPENSES

School	Amount	School	Amount
Central	-\$16.89	Presentation	-\$8.46
Brown	-\$16.89	Shawnee	-\$16.89
St. Francis	-\$8.46		
Portland Christian	-\$16.89		

PAID ATTENDANCE BY SESSIONS (Tickets Sold NOT money received)

BOYS		GIRLS		COMBINED	
Session	Paid	Session	Paid	Session	Paid
1					\$717.00
2					\$873.00
3					\$948.00
4					
5					
6					
7					
Total		Total		Total	\$2538.00

**** NOTE ** IF ANY OTHER PLAN FOR THE DIVISION OF TOURNAMENT RECEIPTS IS USED, A MAJORITY VOTE OF THE PARTICIPATING SCHOOLS MUST BE OBTAINED, DOCUMENTED, AND SENT TO THE KHSAA.**

Marlon Miller
MANAGER

Central High
SCHOOL

(502)485-8645

DAYTIME PHONE



KHSAA District Basketball Tournament Financial Report
 (return one copy to KHSAA by published deadlines. File separate reports if Girls and Boys
 Tournaments are held separately)

KHSAA Form BK105
 Rev 01/08

District # 23 Boys _____ Girls _____ Combined Held at Central High School Dates 2-21,22,
 &24

Part A	REVENUE ITEMS	Price(s)	Receipts	Totals
	Ticket Sales	\$6 & \$3	\$2538.00	
	TOTAL REVENUE (1)			\$2538.00
Part B	EXPENSE ITEMS		Expenses	
	Game Officials		\$1500.00	
	Trophies		\$112.46	
	Clock worker		\$120.00	
	Gate Workers		\$90.00	
	Security		\$425.00	
	Hospitality		\$150.00	
	Tournament Manager		\$150.00	
	Announcer		\$75.00	
	TOTAL EXPENSES (2)			\$2622.46
Part C	Net Profit (Part A (1) minus Part B (2) total)			-\$84.46

LIST BELOW INDIVIDUAL AMOUNTS FOR DISTRICT TOURNAMENT NET PROFITS FROM PART E ABOVE, NOT INCLUDING TRAVEL EXPENSES

School	Amount	School	Amount
Central	-\$16.89	Presentation	-\$8.46
Brown	-\$16.89	Shawnee	-\$16.89
St. Francis	-\$8.46		
Portland Christian	-\$16.89		

PAID ATTENDANCE BY SESSIONS (Tickets Sold NOT money received)

BOYS		GIRLS		COMBINED	
Session	Paid	Session	Paid	Session	Paid
1					\$717.00
2					\$873.00
3					\$948.00
4					
5					
6					
7					
Total		Total		Total	\$2538.00

**** NOTE ** IF ANY OTHER PLAN FOR THE DIVISION OF TOURNAMENT RECEIPTS IS USED, A MAJORITY VOTE OF THE PARTICIPATING SCHOOLS MUST BE OBTAINED, DOCUMENTED, AND SENT TO THE KHSAA.**

Marlon Miller

Central High

(502)485-8645

MANAGER

SCHOOL

DAYTIME PHONE

Security -	\$325.00
Gate Workers -	\$420.00
Hospitality -	\$991.39
Manager -	\$250.00
Bookkeeper-	\$100.00
Clean-up-	\$500.00
Clock/books/PA	\$315.00
Nets/equipment	\$150.00

	\$3'051.39



KHSAA District Basketball Tournament Financial Report
 (return one copy to KHSAA by published deadlines. File separate reports if Girls and Boys
 Tournaments are held separately)

KHSAA Form BK105
 Rev 01/06

District # 24 Boys _____ Girls _____ Combined x Held at Bullitt Central Dates Feb 21-25

Part A	REVENUE ITEMS	Price(s)	Receipts	Totals
	Ticket Sales	\$5.00	9,180.00	
	Broadcasting			
	Sponsorship			
	TOTAL REVENUE (1)			9,180.00
Part B	EXPENSE ITEMS		Expenses	
	Game Officials		1,500.00	
	Trophies		484.42	
	Travel for Participating Teams			
	Other Itemized Expenses approved by majority vote of schools in tournament (provide separate listing or list on back of this form)		2,703.69	
TOTAL EXPENSES (2)			4,688.11	
Part C	Net Profit (Part A (1) minus Part B (2) total)			
Part D	Allowance to Host School - Maximum 15% for rental and incidental expenses unless otherwise approved by majority vote			
Part E	Profit Subject to Division by Schools (Part C minus Part D)			4,491.89

LIST BELOW INDIVIDUAL AMOUNTS FOR DISTRICT TOURNAMENT NET PROFITS FROM PART E ABOVE, NOT INCLUDING TRAVEL EXPENSES

School	Amount	School	Amount
Bullitt Central	898.37	Southern	898.37
North Bullitt	898.37		
Bullitt East	898.37		
Fairdale	898.37		

PAID ATTENDANCE BY SESSIONS (Tickets Sold NOT money received)

BOYS		GIRLS		COMBINED	
Session	Paid	Session	Paid	Session	Paid
1				1	251
2				2	312
3				3	458
4				4	318
5				5	497
6					
7					
Total		Total		Total	1,836

**** NOTE ** IF ANY OTHER PLAN FOR THE DIVISION OF TOURNAMENT RECEIPTS IS USED, A MAJORITY VOTE OF THE PARTICIPATING SCHOOLS MUST BE OBTAINED, DOCUMENTED, AND SENT TO THE KHSAA.**

Mark Rogers
 MANAGER

Bullitt Central
 SCHOOL

502-869-6000
 DAYTIME PHONE

24th District Tournament Financial report 2011

Hospitality room	696.03		
Officials	1500.00		
Gateworkers	682.65		
Scorers, clock 3x125.00 (rob for season)	375.00		
Awards - Rihards	139.62		
Awards - awards center	344.80		
Shievely -nets, balls	113.90		
Custodian - Bill Bowman	436.11		
Tour manager - Mark Rogers	400.00		

APR 22 2011



KHSAA District Basketball Tournament Financial Report
 (return one copy to KHSAA by published deadlines. File separate reports if Girls and Boys
 Tournaments are held separately)

KHSAA Form BK105
 Rev 01/06

District # 25 Boys Girls Combined X Held at Male Dates 2/21 - 2/24/11

Part A	REVENUE ITEMS	Price(s)	Receipts	Totals
	Ticket Sales	66 A \$3	7381.00	
	Broadcasting		0.00	
	Sponsorship		0.00	
	TOTAL REVENUE (1)			7381.00
Part B	EXPENSE ITEMS		Expenses	
	Game Officials		1125.00	
	Trophies		354.70	
	Travel for Participating Teams		6.00	
	Other Itemized Expenses approved in advance by majority vote of schools in tournament (provide separate listing or list on back of this form)		2169.00 see attached	
	TOTAL EXPENSES (2)			3684.70
Part C	Net Profit (Part A (1) minus Part B (2) total)			3732.30
Part D	Allowance to Host School - Maximum 15% for rental and incidental expenses unless otherwise approved by majority vote		0	
Part E	Profit Subject to Division by Schools (Part C minus Part D)			3732.30

LIST BELOW INDIVIDUAL AMOUNTS FOR DISTRICT TOURNAMENT NET PROFITS FROM PART E ABOVE, NOT INCLUDING TRAVEL EXPENSES

School	Amount	School	Amount
Collegiate	1023.76	St. X	307.76
Male	1023.76		
Manva!	894.76		
Merco	800.01		

PAID ATTENDANCE BY SESSIONS (Tickets Sold NOT money received)

BOYS		GIRLS		COMBINED	
Session	Paid	Session	Paid	Session	Paid
1					233
2	495				
3			273		
4	320				
5					
6					
7					
Total	815	Total	273	Total	233

**** NOTE ** IF ANY OTHER PLAN FOR THE DIVISION OF TOURNAMENT RECEIPTS IS USED, A MAJORITY VOTE OF THE PARTICIPATING SCHOOLS MUST BE OBTAINED, DOCUMENTED, AND SENT TO THE KHSAA.**

Tim Williams
 MANAGER

Col. Collegiate
 SCHOOL

502-479-0381
 DAYTIME PHONE

2011 District 25 Basketball Tournament

Expenses Day 1 Feb 21

Todd Lafollette	\$	(62.50)		
Dale Ramsay	\$	(62.50)		
Tommy Duvall	\$	(62.50)		
Charlie Oberhausen	\$	(62.50)		
Ronald Price	\$	(62.50)		
Kevin Obryan	\$	(62.50)		
Kristin Williams (admission)	\$	(40.00)		
Male (clock)	\$	(50.00)		
Mike Gandolfo (announcer)	\$	(40.00)		
Wendi Miller (admission/mgr)	\$	(40.00)		
Rodman, Roberts (security)	\$	(200.00)		
Janice Jones (admission)	\$	(40.00)		
Emily Shircliff (book)	\$	(40.00)		
gate revenue	\$	1,269.00		
tourn manager fee (Williams)	\$	(40.00)		
site manager fee (Kelsey)	\$	(25.00)		
TOTAL DAY 1	\$	379.00		

Percent of Revenue for Day 1	
Male	\$ 94.75
Collegiate	\$ 94.75
Mercy	\$ 94.75
Manual	\$ 94.75

Expenses Day 2 Feb 22

Todd Lafollette	\$	(62.50)		
Tommy Duvall	\$	(62.50)		
Dale Ramsay	\$	(62.50)		
Tony Ramsey	\$	(62.50)		
Ronald Price	\$	(62.50)		
Kevin Obryan	\$	(62.50)		
Derek Bobbage (admission)	\$	(40.00)		
Male (clock)	\$	(50.00)		
Mike Gandolfo (announcer)	\$	(40.00)		
Wendi Miller (admission/mgr)	\$	(40.00)		
Rodman, Roberts, Brooks, Hale (secu)	\$	(400.00)		
Leanna Jones (admission)	\$	(40.00)		
Janice Jones (admission)	\$	(40.00)		
Emily Shircliff (book)	\$	(40.00)		
gate revenue	\$	2,780.00		
tourn manager fee (Will)	\$	(40.00)		
site manager fee (Kelsey)	\$	(25.00)		
TOTAL DAY 2	\$	1,650.00		

Percent of Revenue for Day 2	
Male	\$ 412.50
Collegiate	\$ 412.50
St X	\$ 412.50
Manual	\$ 412.50

Expenses Day 3 Feb 23

Dale Ramsay	\$	(62.50)		
Todd Lafollette	\$	(62.50)		
Tommy Duvall	\$	(62.50)		
Kristin Williams (admission)	\$	(25.00)		
Male (clock)	\$	(25.00)		
Mike Gandolfo (announcer)	\$	(25.00)		
Roberts, Brooks (Security)	\$	(150.00)		
Janice Jones (admission)	\$	(25.00)		
Wendi Miller (admission/mgr)	\$	(35.00)		
Emily Shircliff (book)	\$	(25.00)		
gate revenue	\$	1,542.00		
tourn manager fee (Williams)	\$	(35.00)		
site manager fee (Kelsey)	\$	(25.00)		
TOTAL DAY 3	\$	984.50		

Percent of Revenue for Day 3	
Mercy	\$ 492.25
Manual	\$ 492.25

Expenses Day 4 Feb 24

Ronald Price	\$	(62.50)		
Doug Walker	\$	(62.50)		
Kevin Obryan	\$	(62.50)		
Joe Smith (admission)	\$	(25.00)		
Wendi (admission)	\$	(25.00)		
Male (clock)	\$	(25.00)		
Mike Gandolfo (announcer)	\$	(25.00)		
Roberts, Brooks (Security)	\$	(150.00)		
Janice Jones (admission)	\$	(25.00)		
Emily Shircliff (book)	\$	(25.00)		
gate revenue	\$	1,790.00		
tourn manager fee (Williams)	\$	(35.00)		
site manager fee (Kelsey)	\$	(25.00)		
TOTAL DAY 4	\$	1,242.50		

Percent of Revenue for Day 4	
Collegiate	\$ 621.25
Male	\$ 621.25

Net Total Before Trophies/Meals

\$ 4,256.00

Total Revenue All Teams		trophies/meals	Total Profit
Collegiate	\$ 1,128.50	\$ (104.74)	\$ 1,023.76
Male	\$ 1,128.50	\$ (104.74)	\$ 1,023.76
Manual	\$ 999.50	\$ (104.74)	\$ 894.76
Mercy	\$ 904.75	\$ (104.74)	\$ 800.01
St X	\$ 412.50	\$ (104.74)	\$ 307.76



KHSAA District Basketball Tournament Financial Report
 (return one copy to KHSAA by published deadlines. File separate reports if Girls and Boys
 Tournaments are held separately)

MAR 03 2011

KHSAA Form BK105
Rev 01/06

District # 26 Boys X Girls Combined Held at Atherton Dates 2/22,2/25

Part A	REVENUE ITEMS	Price(s)	Receipts	Totals
	Ticket Sales	6/3	3060	
	Broadcasting			
	Sponsorship			
	TOTAL REVENUE (1)			3060
Part B	EXPENSE ITEMS		Expenses	
	Game Officials		562.50	
	Trophies		147.35	
	Travel for Participating Teams			
	Other Itemized Expenses approved by majority vote of schools in tournament (provide separate listing or list on back of this form)		727.50	
	TOTAL EXPENSES (2)			1437.35
Part C	Net Profit (Part A (1) minus Part B (2) total)			1622.65
Part D	Allowance to Host School - Maximum 15% for rental and incidental expenses unless otherwise approved by majority vote			
Part E	Profit Subject to Division by Schools (Part C minus Part D)			1622.65

LIST BELOW INDIVIDUAL AMOUNTS FOR DISTRICT TOURNAMENT NET PROFITS FROM PART E ABOVE, NOT INCLUDING TRAVEL EXPENSES

School	Amount	School	Amount
Atherton	405.67		
Fern Creek	405.66		
Moore	405.66		
Whitefield	405.66		

PAID ATTENDANCE BY SESSIONS (Tickets Sold NOT money received)

BOYS			GIRLS			COMBINED	
Session	Paid		Session	Paid		Session	Paid
1							
2							
3							
4							
5							
6							
7							
Total			Total			Total	

**** NOTE ** IF ANY OTHER PLAN FOR THE DIVISION OF TOURNAMENT RECEIPTS IS USED, A MAJORITY VOTE OF THE PARTICIPATING SCHOOLS MUST BE OBTAINED, DOCUMENTED, AND SENT TO THE KHSAA.**

Debbie Baehler
MANAGER

Atherton
SCHOOL

502-485-8732
DAYTIME PHONE

District 26 other expenses:

Security	\$400
Hospitality Room	\$187.50
Tournament Manager	\$100
Ticket Seller	\$40



KHSAA District Basketball Tournament Financial Report
 (return one copy to KHSAA by published deadlines. File separate reports if Girls and Boys Tournaments are held separately)

KHSAA Form BK105
 Rev 01/06

District # 26 Boys Girls x Combined Held at Atherton Dates 2/21-2/25

Part A	REVENUE ITEMS	Price(s)	Receipts	Totals
	Ticket Sales	6/3	2101	
	Broadcasting			
	Sponsorship			
	TOTAL REVENUE (1)			2101
Part B	EXPENSE ITEMS		Expenses	
	Game Officials		750	
	Trophies		163.25	
	Travel for Participating Teams			
	Other Itemized Expenses approved by majority vote of schools in tournament (provide separate listing or list on back of this form)		947.50	
	TOTAL EXPENSES (2)			1860.75
Part C	Net Profit (Part A (1) minus Part B (2) total)			240.25
Part D	Allowance to Host School - Maximum 15% for rental and incidental expenses unless otherwise approved by majority vote			
Part E	Profit Subject to Division by Schools (Part C minus Part D)			240.25

LIST BELOW INDIVIDUAL AMOUNTS FOR DISTRICT TOURNAMENT NET PROFITS FROM PART E ABOVE, NOT INCLUDING TRAVEL EXPENSES

School	Amount	School	Amount
Atherton	48.05	Assumption	48.05
Fern Creek	48.05		
Moore	48.05		
Whitefield	48.05		

PAID ATTENDANCE BY SESSIONS (Tickets Sold NOT money received)

BOYS		GIRLS		COMBINED	
Session	Paid	Session	Paid	Session	Paid
1					
2					
3					
4					
5					
6					
7					
Total		Total		Total	

**** NOTE ** IF ANY OTHER PLAN FOR THE DIVISION OF TOURNAMENT RECEIPTS IS USED, A MAJORITY VOTE OF THE PARTICIPATING SCHOOLS MUST BE OBTAINED, DOCUMENTED, AND SENT TO THE KHSAA.**

Debbie Becher
 MANAGER

Atherton
 SCHOOL

502-485-8732
 DAYTIME PHONE

District 26 other expenses:

Security	\$600
Hospitality Room	\$187.50
Tournament Manager	\$100
Ticket Seller	\$60



KHSAA District Basketball Tournament Financial Report
 (return one copy to KHSAA by published deadlines. File separate reports if Girls and Boys
 Tournaments are held separately)

KHSAA Form BK105
 Rev 01/06
MAR 01 2011

District # 27 Boys Girls Combined Held at Trinity Dates 2/23/11 & 2/25/11

Part A	REVENUE ITEMS	Price(s)	Receipts	Totals
	Ticket Sales		10719.00	
	Broadcasting			
	Sponsorship			
	TOTAL REVENUE (1)			10719.00
Part B	EXPENSE ITEMS		Expenses	
	Game Officials		562.50	
	Trophies		67.85	
	Travel for Participating Teams			
	Other Itemized Expenses approved by majority vote of schools in tournament (provide separate listing or list on back of this form)		862.00	
	TOTAL EXPENSES (2)			1492.35
Part C	Net Profit (Part A (1) minus Part B (2) total)			9226.65
Part D	Allowance to Host School - Maximum 15% for rental and incidental expenses unless otherwise approved by majority vote			-
Part E	Profit Subject to Division by Schools (Part C minus Part D)			9226.65

LIST BELOW INDIVIDUAL AMOUNTS FOR DISTRICT TOURNAMENT NET PROFITS FROM PART E ABOVE, NOT INCLUDING TRAVEL EXPENSES

School	Amount	School	Amount
Ballard	2306.66		
Seneca	2306.66		
Trinity	2306.66		
Waggener	2306.66		

PAID ATTENDANCE BY SESSIONS (Tickets Sold NOT money received)

BOYS		GIRLS		COMBINED	
Session	Paid	Session	Paid	Session	Paid
1					
2					
3					
4					
5					
6					
7					
Total		Total		Total	

**** NOTE ** IF ANY OTHER PLAN FOR THE DIVISION OF TOURNAMENT RECEIPTS IS USED, A MAJORITY VOTE OF THE PARTICIPATING SCHOOLS MUST BE OBTAINED, DOCUMENTED, AND SENT TO THE KHSAA.**

Dennis Lamply
 MANAGER

Trinity
 SCHOOL

502-895-6765
 DAYTIME PHONE



KHSAA District Basketball Tournament Financial Report
 (return one copy to KHSAA by published deadlines. File separate reports if Girls and Boys
 Tournaments are held separately)

KHSAA Form BK105
Rev 01/06

District # 27 Boys Girls X Combined Held at Sacred Heart Academy Dates 2/24 2/26

Part A	REVENUE ITEMS	Price(s)	Receipts	Totals
	Ticket Sales	\$6/\$3		
	Broadcasting			
	Sponsorship			
	TOTAL REVENUE (1)			\$1,747.00
Part B	EXPENSE ITEMS		Expenses	
	Game Officials		\$562.50	
	Trophies		\$102.85	
	Travel for Participating Teams			
	Other Itemized Expenses approved by majority vote of schools in tournament (provide separate listing or list on back of this form)		\$555.00 (Attached)	
	TOTAL EXPENSES (2)			\$1220.35
Part C	Net Profit (Part A (1) minus Part B (2) total)			\$526.65
Part D	Allowance to Host School - Maximum 15% for rental and incidental expenses unless otherwise approved by majority vote			
Part E	Profit Subject to Division by Schools (Part C minus Part D)			\$526.65

LIST BELOW INDIVIDUAL AMOUNTS FOR DISTRICT TOURNAMENT NET PROFITS FROM PART E ABOVE, NOT INCLUDING TRAVEL EXPENSES

School	Amount	School	Amount
Ballard High School	\$131.66		
Sacred Heart Academy	\$131.66		
Seneca High School	\$131.66		
Waggener High School	\$131.66		

PAID ATTENDANCE BY SESSIONS (Tickets Sold NOT money received)

BOYS		GIRLS		COMBINED	
Session	Paid	Session	Paid	Session	Paid
1		1	151		
2		2	200		
3					
4					
5					
6					
7					
Total		Total	351	Total	

**** NOTE ** IF ANY OTHER PLAN FOR THE DIVISION OF TOURNAMENT RECEIPTS IS USED, A MAJORITY VOTE OF THE PARTICIPATING SCHOOLS MUST BE OBTAINED, DOCUMENTED, AND SENT TO THE KHSAA.**

MANAGER _____

SCHOOL _____

DAYTIME PHONE _____

2010-2011
27th District Girls Basketball Tournament
Financial Report

Schools: Ballard, Sacred Heart, Seneca, and Waggener

Tournament Manager: Donna Moir
Sacred Heart Academy

Income:		
Tuesday, February 24, 2011		\$ 839.00
Thursday, February 26, 2011		\$ 908.00
Total		\$1,747.00
Expenses:		
Security		\$ 225.00
Officials		\$ 562.50
Announcer		\$ 60.00
Score Keeper		\$ 60.00
Timer		\$ 60.00
KHSAA Trophies		\$ 67.85
All District Medals		\$ 35.00
Tournament Manager		\$ 150.00
Total		\$ 1220.35
Profit		\$ 526.65
Share Per School		\$ 131.66



KHSAA District Basketball Tournament Financial Report
 (return one copy to KHSAA by published deadlines. File separate reports if Girls and Boys
 Tournaments are held separately)

KHSAA Form BK105
 Rev 01/06

District # 28 Boys Girls Combined Held at Christian Academy Dates 2/21-2/25

Part A	REVENUE ITEMS	Price(s)	Receipts	Totals
	Ticket Sales	\$6, \$3	\$10626.00	
	Broadcasting			
	Sponsorship			
	TOTAL REVENUE (1)			\$10626.00
Part B	EXPENSE ITEMS		Expenses	
	Game Officials		937.50	
	Trophies Rihards 135.70 All District 207.20		342.90	
	Travel for Participating Teams		0	
	Other Itemized Expenses approved in advance by majority vote of schools in tournament (provide separate listing or list on back of this form) Book 120, Clock 120, Announcer 120, Security 775, Site 300 (\$50x6games)		1435.00	
	TOTAL EXPENSES (2)			\$2715.40
Part C	Net Profit (Part A (1) minus Part B (2) total)			\$7910.60
Part D	Allowance to Host School - Maximum 15% for rental and incidental expenses unless otherwise approved by majority vote		0	
Part E	Profit Subject to Division by Schools (Part C minus Part D)			\$7910.60

LIST BELOW INDIVIDUAL AMOUNTS FOR DISTRICT TOURNAMENT NET PROFITS FROM PART E ABOVE, NOT INCLUDING TRAVEL EXPENSES

School	Amount	School	Amount
Christian Academy	\$1977.65		
Eastern	\$1977.65		
Jeffersontown	\$1977.65		
Kentucky Country Day	\$1977.65		

PAID ATTENDANCE BY SESSIONS (Tickets Sold NOT money received)

BOYS		GIRLS		COMBINED	
Session	Paid	Session	Paid	Session	Paid
1				293, 25	1297
2				377, 49	2414
3				169, 18	1060
4				969, 6	5855
5					
6					
7					
Total		Total		Total	10,826

**** NOTE ** IF ANY OTHER PLAN FOR THE DIVISION OF TOURNAMENT RECEIPTS IS USED, A MAJORITY VOTE OF THE PARTICIPATING SCHOOLS MUST BE OBTAINED, DOCUMENTED, AND SENT TO THE KHSAA.**

Darin Long
 MANAGER

Christian Academy of Louisville
 SCHOOL

502-244-3225
 DAYTIME PHONE



KHSAA District Basketball Tournament Financial Report
 (return one copy to KHSAA by published deadlines. File separate reports if Girls and Boys
 Tournaments are held separately)

MAR 08 2011
 KHSAA Form BK105
 Rev 01/06

District # 29 Boys Girls Combined Held at South Oldham H.S. Dates 2/22-2/25/11

Part A	REVENUE ITEMS	Price(s)	Receipts	Totals
	Ticket Sales	\$5.00	\$14,155.00	
	Broadcasting			
	Sponsorship			
	TOTAL REVENUE (1)			\$14,155.00
Part B	EXPENSE ITEMS		Expenses	
	Game Officials		\$1,290.00	
	Trophies		\$368.62	
	Travel for Participating Teams			
	Other Itemized Expenses approved by majority vote of schools in tournament (provide separate listing or list on back of this form)		\$2,024.48	
	TOTAL EXPENSES (2)			\$3,683.10
Part C	Net Profit (Part A (1) minus Part B (2) total)			\$10,471.90
Part D	Allowance to Host School - Maximum 15% for rental and incidental expenses unless otherwise approved by majority vote			\$1,570.78
Part E	Profit Subject to Division by Schools (Part C minus Part D)			\$8,901.12

LIST BELOW INDIVIDUAL AMOUNTS FOR DISTRICT TOURNAMENT NET PROFITS FROM PART E ABOVE, NOT INCLUDING TRAVEL EXPENSES

School	Amount	School	Amount
North Oldham H.S.	\$2,225.28		
Oldham County H.S.	\$2,225.28		
South Oldham H.S.	\$2,225.28		
Trimble County H.S.	\$2,225.28		

PAID ATTENDANCE BY SESSIONS (Tickets Sold NOT money received)

BOYS		GIRLS		COMBINED	
Session	Paid	Session	Paid	Session	Paid
1				1	367
2				2	1173
3				3	1291
4					
5					
6					
7					
Total		Total		Total	2831

**** NOTE ** IF ANY OTHER PLAN FOR THE DIVISION OF TOURNAMENT RECEIPTS IS USED, A MAJORITY VOTE OF THE PARTICIPATING SCHOOLS MUST BE OBTAINED, DOCUMENTED, AND SENT TO THE KHSAA.**

Mitchell F. Irvin
 MANAGER

South Oldham High School
 SCHOOL

502-241-6035
 DAYTIME PHONE

MAR 23 2011

KHSAA Form BK105
Rev 01/06



KHSAA District Basketball Tournament Financial Report
(return one copy to KHSAA by published deadlines. File separate reports if Girls and Boys
Tournaments are held separately)

District # 830 Boys Girls Combined Held at SCHS Dates 2/21-2/26/11

Part A	REVENUE ITEMS	Price(s)	Receipts	Totals
	Ticket Sales	6. ⁰⁰	16,608. ⁰⁰	
	Broadcasting			
	Sponsorship		250. ⁰⁰	
	TOTAL REVENUE (1)			16,858.⁰⁰
Part B	EXPENSE ITEMS		Expenses	
	Game Officials		1775. ⁰⁰	
	Trophies		380. ⁰⁰	
	Travel for Participating Teams			
	Other Itemized Expenses approved in advance by majority vote of schools in tournament (provide separate listing or list on back of this form) <i>* Reverse side</i>		3,259. ⁸⁷	
	TOTAL EXPENSES (2)			5,415.⁴⁸
Part C	Net Profit (Part A (1) minus Part B (2) total)			11,442.⁵²
Part D	Allowance to Host School - Maximum 15% for rental and incidental expenses unless otherwise approved by majority vote		450. ⁰⁰	
Part E	Profit Subject to Division by Schools (Part C minus Part D)			10,992.⁵²

LIST BELOW INDIVIDUAL AMOUNTS FOR DISTRICT TOURNAMENT NET PROFITS FROM PART E ABOVE, NOT INCLUDING TRAVEL EXPENSES

School	Amount	School	Amount
Anderson Co.	2,748.13		
Martha Lane Collins	2,748.13		
Shelby Co.	2,748.13		
Spencer Co.	2,748.13		

PAID ATTENDANCE BY SESSIONS (Tickets Sold NOT money received)

	BOYS		GIRLS		COMBINED	
	Session	Paid	Session	Paid	Session	Paid
2/21	1					224
2/22	2					692
2/23	3			127		
2/24	4	624				
2/25	5			219		
2/26	6	882				
	7					
	Total	1506	Total	346	Total	916

**** NOTE ** IF ANY OTHER PLAN FOR THE DIVISION OF TOURNAMENT RECEIPTS IS USED, A MAJORITY VOTE OF THE PARTICIPATING SCHOOLS MUST BE OBTAINED, DOCUMENTED, AND SENT TO THE KHSAA.**

MANAGER

Spencer Co. High School
SCHOOL

(502) 477-3255
DAYTIME PHONE



Spencer County High School

Jocelyn Lyons, Principal

Robyn Baxter, Assistant Principal

Jim Beavers, Assistant Principal, Athletic Director

Darylyn Gray, School Counselor

Linda Goldey, School Counselor

2010/11 Basketball District Games

Financial Expenses

Medical	\$111.02
Tournament PA	160.00
Tournament Books	160.00
Tournament Clock	160.00
Security	500.00
Custodial	480.00
Parking	400.00
Tournament Managers	400.00
<u>Hospitality Room</u>	<u>888.85</u>
Total	\$3,259.87



KHSAA District Basketball Tournament Financial Report
 (return one copy to KHSAA by published deadlines. File separate reports if Girls and Boys
 Tournaments are held separately)

KHSAA Form BK105
Rev 01/06

District # 31 Boys _____ Girls _____ Combined x Held at Henry Co Dates 2-22-26

Part A	REVENUE ITEMS	Price(s)	Receipts	Totals
	Ticket Sales	5	9696	
	Broadcasting			
	Sponsorship			
	TOTAL REVENUE (1)			9696
Part B	EXPENSE ITEMS		Expenses	
	Game Officials		1230	
	Trophies		139.62	
	Travel for Participating Teams			
	Other Itemized Expenses approved in advance by majority vote of schools in tournament (provide separate listing or list on back of this form)		1870	
	TOTAL EXPENSES (2)			3239.69
Part C	Net Profit (Part A (1) minus Part B (2) total)			6456.31
Part D	Allowance to Host School - Maximum 15% for rental and incidental expenses unless otherwise approved by majority vote			
Part E	Profit Subject to Division by Schools (Part C minus Part D)			6456.31

LIST BELOW INDIVIDUAL AMOUNTS FOR DISTRICT TOURNAMENT NET PROFITS FROM PART E ABOVE, NOT INCLUDING TRAVEL EXPENSES

School	Amount	School	Amount
Carroll Co	1614.08		
Gallatin Co	1614.08		
Henry Co.	1614.08		
Owen Co	1614.08		

PAID ATTENDANCE BY SESSIONS (Tickets Sold NOT money received)

BOYS		GIRLS		COMBINED	
Session	Paid	Session	Paid	Session	Paid
1			379		
2	719				
3			286		
4	555				
5					
6					
7					
Total	1274	Total	665	Total	1939

**** NOTE ** IF ANY OTHER PLAN FOR THE DIVISION OF TOURNAMENT RECEIPTS IS USED, A MAJORITY VOTE OF THE PARTICIPATING SCHOOLS MUST BE OBTAINED, DOCUMENTED, AND SENT TO THE KHSAA.**

Todd Gilley
MANAGER

Henry Co.
SCHOOL

502-845-8670
DAYTIME PHONE



KHSAA District Basketball Tournament Financial Report
 (return one copy to KHSAA by published deadlines. File separate reports if Girls and Boys
 Tournaments are held separately)

KHSAA Form BK105
 Rev 01/06

District #	32	Boys	Girls	Combined	X	Held at	Simon Kenton	Dates	2/21-25
Part A	REVENUE ITEMS					Price(s)	Receipts	Totals	
	Ticket Sales					5.00	\$7955.00		
	Broadcasting						0		
	Sponsorship						0		
	TOTAL REVENUE (1)							7955.00	
Part B	EXPENSE ITEMS						Expenses		
	Game Officials						1410.00		
	Trophies						332.75		
	Travel for Participating Teams						0		
	Other Itemized Expenses approved by majority vote of schools in tournament (provide separate listing or list on back of this form)						See attached		
	TOTAL EXPENSES (2)							5502.43	
Part C	Net Profit (Part A (1) minus Part B (2) total)							2452.57	
Part D	Allowance to Host School - Maximum 15% for rental and incidental expenses unless otherwise approved by majority vote						0		
Part E	Profit Subject to Division by Schools (Part C minus Part D)							2452.57	

LIST BELOW INDIVIDUAL AMOUNTS FOR DISTRICT TOURNAMENT NET PROFITS FROM PART E ABOVE, NOT INCLUDING TRAVEL EXPENSES

School	Amount	School	Amount
Grant County	613.14		
Simon Kenton	613.14		
Walton Verona	613.14		
Williamstown	613.14		

PAID ATTENDANCE BY SESSIONS (Tickets Sold NOT money received)

BOYS		GIRLS		COMBINED	
Session	Paid	Session	Paid	Session	Paid
1				1	263
2				2	577
3				3	271
4				4	480
5					
6					
7					
Total		Total		Total	1591

**** NOTE ** IF ANY OTHER PLAN FOR THE DIVISION OF TOURNAMENT RECEIPTS IS USED, A MAJORITY VOTE OF THE PARTICIPATING SCHOOLS MUST BE OBTAINED, DOCUMENTED, AND SENT TO THE KHSAA.**

J. Mackberg
 MANAGER

SKHS
 SCHOOL

960-0178
 DAYTIME PHONE



KHSAA District Basketball Tournament Financial Report
 (return one copy to KHSAA by published deadlines. File separate reports if Girls and Boys
 Tournaments are held separately)

KHSAA Form BK105
Rev 01/06

District # 33 Boys _____ Girls _____ Combined Held at Cooper Dates _____

Part A	REVENUE ITEMS	Price(s)	Receipts	Totals
	Ticket Sales	\$5.00	\$14,410.3	
	Broadcasting		\$0	
	Sponsorship		\$0	
	TOTAL REVENUE (1)			\$14,410.30
Part B	EXPENSE ITEMS		Expenses	
	Game Officials		\$1260.00	
	Trophies		\$143.92	
	Travel for Participating Teams		\$0	
	Other Itemized Expenses approved by majority vote of schools in tournament (provide separate listing or list on back of this form)		\$1907.77	
	TOTAL EXPENSES (2)			\$3311.69
Part C	Net Profit (Part A (1) minus Part B (2) total)			\$11098.61
Part D	Allowance to Host School - Maximum 15% for rental and incidental expenses unless otherwise approved by majority vote		\$1,664.81	
Part E	Profit Subject to Division by Schools (Part C minus Part D)			\$9433.8

LIST BELOW INDIVIDUAL AMOUNTS FOR DISTRICT TOURNAMENT NET PROFITS FROM PART E ABOVE, NOT INCLUDING TRAVEL EXPENSES

School	Amount	School	Amount
Cooper High (Host School)	\$2,096.40	Ryle High School	\$2,096.40
Boone County High School	\$2,096.40		
Conner High School	\$2,096.40		
Heritage High School	\$1,048.20		

PAID ATTENDANCE BY SESSIONS (Tickets Sold NOT money received)

BOYS			GIRLS			COMBINED		
Session	Paid		Session	Paid		Session	Paid	
2/21/2011	\$985.00							
			2/22/2011	\$2235.00				
2/23/2011	\$3961.85							
			2/24/2011	\$3,800.15				
2/25/2011	\$3428.30							
Total	\$8375.15		Total	\$6,035.15		Total		

**** NOTE ** IF ANY OTHER PLAN FOR THE DIVISION OF TOURNAMENT RECEIPTS IS USED, A MAJORITY VOTE OF THE PARTICIPATING SCHOOLS MUST BE OBTAINED, DOCUMENTED, AND SENT TO THE KHSAA.**

Larry Beckler
MANAGER

Cooper
SCHOOL

DAYTIME PHONE _____

MAR 22 2011



KHSAA District Basketball Tournament Financial Report
 (return one copy to KHSAA by published deadlines. File separate reports if Girls and Boys
 Tournaments are held separately)

KHSAA Form BK105
 Rev 01/06

District # 34 Boys Girls Combined Held at Dixie Heights High School Dates 2/21 - 25

Part A	REVENUE ITEMS	Price(s)	Receipts	Totals
	Ticket Sales	\$5 \$3	\$ 4,787.00	
	Broadcasting		-	
	Sponsorship		-	
	TOTAL REVENUE (1)			\$ 4,787.00
Part B	EXPENSE ITEMS		Expenses	
	Game Officials		\$ 1,440.00	
	Trophies		\$ 386.00	
	Travel for Participating Teams		-	
	Other Itemized Expenses approved by majority vote of schools in tournament (provide separate listing or list on back of this form)		\$ 1,313.00	
	TOTAL EXPENSES (2)			\$ 3,139.00
Part C	Net Profit (Part A (1) minus Part B (2) total)			\$ 1,648.00
Part D	Allowance to Host School - Maximum 15% for rental and incidental expenses unless otherwise approved by majority vote		\$ 247.00	
Part E	Profit Subject to Division by Schools (Part C minus Part D)			\$ 1,401.00

LIST BELOW INDIVIDUAL AMOUNTS FOR DISTRICT TOURNAMENT NET PROFITS FROM PART E ABOVE, NOT INCLUDING TRAVEL EXPENSES

School	Amount	School	Amount
Dixie	\$ 527.00	Villa Madonna	\$ 280.00
Lloyd	\$ 280.00		
Ludlow	\$ 280.00		
St. Henry	\$ 280.00		

PAID ATTENDANCE BY SESSIONS (Tickets Sold NOT money received)

BOYS			GIRLS			COMBINED		
Session	Paid		Session	Paid		Session	Paid	
1	90							
2	158							
3	401							
4	79							
5	486							
6								
7								
Total	1,214		Total			Total		

**** NOTE ** IF ANY OTHER PLAN FOR THE DIVISION OF TOURNAMENT RECEIPTS IS USED, A MAJORITY VOTE OF THE PARTICIPATING SCHOOLS MUST BE OBTAINED, DOCUMENTED, AND SENT TO THE KHSAA.**

M. White
 MANAGER

Dixie Heights High School
 SCHOOL

859.957.2818
 DAYTIME PHONE

34th District Tournament Expenses

- 2 Game Balls
- 2 Scorebooks
- 4 Nets

\$ 116.00

- Workers
- Police Coverage
- Custodial

\$ 1,197.00

Total: \$ 1,313.00



KHSAA District Basketball Tournament Financial Report
 (return one copy to KHSAA by published deadlines. File separate reports if Girls and Boys
 Tournaments are held separately)

KHSAA Form BK105
Rev 01/06

District # 35 Boys Girls Combined Held at Holmes High School Dates 2/21 & 2/24

Part A	REVENUE ITEMS	Price(s)	Receipts	Totals
	Ticket Sales	3.00/5.00	2512.50	
	Broadcasting		0	
	Sponsorship		0	
	TOTAL REVENUE (1)			\$2,512.50
Part B	EXPENSE ITEMS		Expenses	
	Game Officials		\$540.00	
	Trophies		\$126.25	
	Travel for Participating Teams		0	
	Other Itemized Expenses approved in advance by majority vote of schools in tournament (provide separate listing or list on back of this form)		Stats: 270.00 Announcer: 180.00 Timekeeper 180.00	
	TOTAL EXPENSES (2)			\$981.25
Part C	Net Profit (Part A (1) minus Part B (2) total)			\$1,530.75
Part D	Allowance to Host School - Maximum 15% for rental and incidental expenses unless otherwise approved by majority vote		\$229.61	
Part E	Profit Subject to Division by Schools (Part C minus Part D)			\$1,301.14

LIST BELOW INDIVIDUAL AMOUNTS FOR DISTRICT TOURNAMENT NET PROFITS FROM PART E ABOVE, NOT INCLUDING TRAVEL EXPENSES

School	Amount	School	Amount
Beechwood	\$325.29		
Holmes	\$325.27		
Holy Cross	\$325.29		
Notre Dame	\$325.29		

PAID ATTENDANCE BY SESSIONS (Tickets Sold NOT money received)

BOYS			GIRLS			COMBINED		
Session	Paid		Session	Paid		Session	Paid	
1			1	191				
2						2	888	
3								
4								
5								
6								
7								
Total			Total	191		Total	888	

**** NOTE ** IF ANY OTHER PLAN FOR THE DIVISION OF TOURNAMENT RECEIPTS IS USED, A MAJORITY VOTE OF THE PARTICIPATING SCHOOLS MUST BE OBTAINED, DOCUMENTED, AND SENT TO THE KHSAA.**

Ron Madrick
MANAGER

Holmes High School
SCHOOL

(859)655-9545 ext. 16360
DAYTIME PHONE



KHSAA District Basketball Tournament Financial Report
 (return one copy to KHSAA by published deadlines. File separate reports if Girls and Boys
 Tournaments are held separately)

KHSAA Form BK105
Rev 01/06

District # 35 Boys Girls Combined Held at Holmes High School Dates 2/22 & 2/24

Part A	REVENUE ITEMS	Price(s)	Receipts	Totals
	Ticket Sales	3.00/5.00	5053.50	
	Broadcasting		0	
	Sponsorship		0	
	TOTAL REVENUE (1)			\$5,053.50
Part B	EXPENSE ITEMS		Expenses	
	Game Officials		\$540.00	
	Trophies		\$126.25	
	Travel for Participating Teams		\$315.00	
	Other Itemized Expenses approved in advance by majority vote of schools in tournament (provide separate listing or list on back of this form)		Stats: \$270.00 Announcer: \$180.00 Timekeeper \$180.00	
	TOTAL EXPENSES (2)			\$981.25
Part C	Net Profit (Part A (1) minus Part B (2) total)			\$4071.75
Part D	Allowance to Host School - Maximum 15% for rental and incidental expenses unless otherwise approved by majority vote		\$610.76	
Part E	Profit Subject to Division by Schools (Part C minus Part D)			\$3,460.99

LIST BELOW INDIVIDUAL AMOUNTS FOR DISTRICT TOURNAMENT NET PROFITS FROM PART E ABOVE, NOT INCLUDING TRAVEL EXPENSES

School	Amount	School	Amount
Beechwood	\$865.25		
Cov Cath	\$865.25		
Holmes	\$865.24		
Holy Cross	\$865.25		

PAID ATTENDANCE BY SESSIONS (Tickets Sold NOT money received)

BOYS			GIRLS			COMBINED		
Session	Paid		Session	Paid		Session	Paid	
1	925							
2						2	888	
3								
4								
5								
6								
7								
Total	925		Total			Total	888	

**** NOTE ** IF ANY OTHER PLAN FOR THE DIVISION OF TOURNAMENT RECEIPTS IS USED, A MAJORITY VOTE OF THE PARTICIPATING SCHOOLS MUST BE OBTAINED, DOCUMENTED, AND SENT TO THE KHSAA.**

Ron Madrick
MANAGER

Holmes High School
SCHOOL

(859) 655-9545 ext. 16360
DAYTIME PHONE



KHSAA District Basketball Tournament Financial Report
 (return one copy to KHSAA by published deadlines. File separate reports if Girls and Boys
 Tournaments are held separately)

KHSAA Form BK105
Rev 01/06

District # 36 Boys Girls Combined X Held at Bellevue High School Dates 2/21-2/26

Part A	REVENUE ITEMS	Price(s)	Receipts	Totals
	Ticket Sales	\$6/ \$4	\$7714	
	Broadcasting		0	
	Sponsorship		0	
	TOTAL REVENUE (1)			\$7714
Part B	EXPENSE ITEMS		Expenses	
	Game Officials		\$1440	
	Trophies		\$360	
	Travel for Participating Teams		0	
	Other Itemized Expenses approved in advance by majority vote of schools in tournament (provide separate listing or list on back of this form)		\$850	
	TOTAL EXPENSES (2)			\$2560
Part C	Net Profit (Part A (1) minus Part B (2) total)			\$5064
Part D	Allowance to Host School - Maximum 15% for rental and incidental expenses unless otherwise approved by majority vote		\$771.40	
Part E	Profit Subject to Division by Schools (Part C minus Part D)			\$4292.60

LIST BELOW INDIVIDUAL AMOUNTS FOR DISTRICT TOURNAMENT NET PROFITS FROM PART E ABOVE, NOT INCLUDING TRAVEL EXPENSES

School	Amount	School	Amount
Bellevue	\$858.52	Newport Central Catholic	\$858.52
Dayton	\$858.52		
Highlands	\$858.52		
Newport	\$858.52		

PAID ATTENDANCE BY SESSIONS (Tickets Sold NOT money received)

BOYS		GIRLS		COMBINED	
Session	Paid	Session	Paid	Session	Paid
1					\$956
2					\$1,000
3					\$1,618
4					\$1,636
5					\$2,504
6					
7					
Total		Total		Total	\$7,714

**** NOTE ** IF ANY OTHER PLAN FOR THE DIVISION OF TOURNAMENT RECEIPTS IS USED, A MAJORITY VOTE OF THE PARTICIPATING SCHOOLS MUST BE OBTAINED, DOCUMENTED, AND SENT TO THE KHSAA.**

Nicholas R. Wilson
MANAGER

Bellevue High School
SCHOOL

859-261-2980 ext. 644
DAYTIME PHONE



KHSAA District Basketball Tournament Financial Report
 (return one copy to KHSAA by published deadlines. File separate reports if Girls and Boys
 Tournaments are held separately)

KHSAA Form BK105
Rev 01/06

District # 37 Boys Girls Combined Held at Campbell County Middle School Dates 2/21-2/25, 2001

Part A	REVENUE ITEMS	Price(s)	Receipts	Totals
	Ticket Sales	\$5	\$17,378.00	
	Broadcasting		N/A	
	Sponsorship		N/A	
	TOTAL REVENUE (1)			\$17,378.00
Part B	EXPENSE ITEMS		Expenses	
	Game Officials		\$1776.40	
	Trophies		\$143.92	
	Travel for Participating Teams		N/A	
	Other Itemized Expenses approved by majority vote of schools in tournament (provide separate listing or list on back of this form)		\$3687.76	
	TOTAL EXPENSES (2)			\$5608.08
Part C	Net Profit (Part A (1) minus Part B (2) total)			\$11,769.92
Part D	Allowance to Host School - Maximum 15% for rental and incidental expenses unless otherwise approved by majority vote		N/A	
Part E	Profit Subject to Division by Schools (Part C minus Part D)			\$11,769.92

LIST BELOW INDIVIDUAL AMOUNTS FOR DISTRICT TOURNAMENT NET PROFITS FROM PART E ABOVE, NOT INCLUDING TRAVEL EXPENSES

School	Amount	School	Amount
Bishop Brossart (-\$50 practice)	\$2303.99	Silver Grove	\$2353.98
Calvary Christian	\$2353.98		
Campbell County (-\$50 practice)	\$2303.99		
Scott (-\$50 practice)	\$2303.98		

PAID ATTENDANCE BY SESSIONS (Tickets Sold NOT money received)

BOYS		GIRLS		COMBINED	
Session	Paid	Session	Paid	Session	Paid
1				1	126
2				2	402
3				3	1419
4				4	519
5				5	1008
6					
7					
Total		Total		Total	3474

**** NOTE ** IF ANY OTHER PLAN FOR THE DIVISION OF TOURNAMENT RECEIPTS IS USED, A MAJORITY VOTE OF THE PARTICIPATING SCHOOLS MUST BE OBTAINED, DOCUMENTED, AND SENT TO THE KHSAA.**

Steve Hensley
MANAGER

Campbell County High School
SCHOOL

859-448-4896
DAYTIME PHONE

2011 37th District Boys/Girls Basketball Tournament
PART B

OTHER ITEMIZED EXPENSES:

\$ 1140.00 – Security
\$ 600.00 – Ticket Workers
\$ 200.00 – Tournament Manager
\$ 200.00 – Trainer
\$ 247.76 – Nets/Balls/ Trophies
\$ 600.00 – Press Table
\$ 200.00 – Game Manager
\$ 200.00 – Ticket Manager
\$ 300.00 – Clean up

\$ 3687.76 Total Expenses



KHSAA District Basketball Tournament Financial Report
 (return one copy to KHSAA by published deadlines. File separate reports if Girls and Boys
 Tournaments are held separately)

KHSAA Form BK105
Rev 01/06

District # 38 Boys Girls Combined Held at Harrison County High Dates Feb. 21, 22, 24, 25

Part A	REVENUE ITEMS	Price(s)	Receipts	Totals
	Ticket Sales 3138 tickets sold	\$6	\$18,828	
	Broadcasting		N/A	
	Sponsorship		N/A	
	TOTAL REVENUE (1)			\$18,828
Part B	EXPENSE ITEMS		Expenses	
	Game Officials		\$1235.70	
	Trophies		\$143.92	
	Travel for Participating Teams		\$546	
	Other Itemized Expenses approved by majority vote of schools in tournament (provide separate listing or list on back of this form)		\$2520	
	TOTAL EXPENSES (2)			\$4445.62
Part C	Net Profit (Part A (1) minus Part B (2) total)			
Part D	Allowance to Host School - Maximum 15% for rental and incidental expenses unless otherwise approved by majority vote			
Part E	Profit Subject to Division by Schools (Part C minus Part D)			\$14382.38

LIST BELOW INDIVIDUAL AMOUNTS FOR DISTRICT TOURNAMENT NET PROFITS FROM PART E ABOVE, NOT INCLUDING TRAVEL EXPENSES

School	Amount	School	Amount
Pendleton County	\$3595.59		
Deming	\$3595.59		
Nicholas County	\$3595.59		
Harrison County	\$3595.59		

PAID ATTENDANCE BY SESSIONS (Tickets Sold NOT money received)

BOYS			GIRLS			COMBINED	
Session	Paid		Session	Paid		Session	Paid
1						Feb. 21	558
2						Feb. 22	942
3						Feb. 24	458
4						Feb. 25	1180
5							
6							
7							
Total			Total			Total	3138

**** NOTE ** IF ANY OTHER PLAN FOR THE DIVISION OF TOURNAMENT RECEIPTS IS USED, A MAJORITY VOTE OF THE PARTICIPATING SCHOOLS MUST BE OBTAINED, DOCUMENTED, AND SENT TO THE KHSAA.**

Lee Kendall
MANAGER

Harrison County High School
SCHOOL

859-588-1725 (cell)
DAYTIME PHONE

38th District Basketball Financial Report
 Addendum
 March 3, 2011

1. Revenue -- 3138 Tickets sold @ \$6 per ticket.....**\$18,828**

2. Itemized Expenses Agreed to by Member Schools:

A. Gateworkers.....	\$400
B. Gym Cleanup.....	\$550
E. Timer (boys \$60, girls \$60).....	\$120
F. Scorer (boys \$60, girls \$60).....	\$120
F. PA Announcer (boys \$60, girls \$60).....	\$120
G. Tournament Manager (4 sessions @ \$100).....	\$400
H. Basketballs, scorebooks, nets.....	\$120
I. Trainer.....	\$100
J. Printing Supplies.....	\$90
K. Allowance to Pendleton Co.....	\$250
L. Allowance to Deming.....	\$250
TOTAL ITEMIZED EXPENSES.....	<u>\$2520</u>

Actual Payout to Participating Teams:

Deming Share:	\$3595.59
Deming Travel:	\$144
Deming Allowance:	\$250
TOTAL PAYOUT.....	<u>\$3989.59</u>

Nicholas Co. Share:	\$3595.59
Nicholas Co. Travel:	\$114
TOTAL PAYOUT.....	<u>\$3709.59</u>

Pendleton Co. Share:	\$3595.59
Pendleton Co. Travel:	\$288
Pendleton Co. Allowance:	\$250
TOTAL PAYOUT.....	<u>\$4133.59</u>

Harrison Co. Share.....**\$3595.59**



KHSAA District Basketball Tournament Financial Report
 (return one copy to KHSAA by published deadlines. File separate reports if Girls and Boys
 Tournaments are held separately)

KHSAA Form BK105
Rev 01/06

District # 39 Boys _____ Girls _____ Combined XX Held at Mason Co. Dates February 21,22,24

Part A	REVENUE ITEMS		Price(s)	Receipts	Totals
	Ticket Sales	2772	\$ 6.00	\$ 16, 632	
	Broadcasting			X	
	Sponsorship			X	
	TOTAL REVENUE (1)				
Part B	EXPENSE ITEMS			Expenses	
	Game Officials Boys- \$495 GIRLS \$495==\$990			\$ 990	
	Trophies Boys \$71.96 Girls 71.96			\$ 143.92	
	Travel for Participating Teams			\$ 333	
	Other Itemized Expenses approved by majority vote of schools in tournament (provide separate listing or list on back of this form)			\$ 1072.48	
	TOTAL EXPENSES (2)				
Part C	Net Profit (Part A (1) minus Part B (2) total)				\$ 14092.60
Part D	Allowance to Host School - Maximum 15% for rental and incidental expenses unless otherwise approved by majority vote			\$ 1800	
Part E	Profit Subject to Division by Schools (Part C minus Part D)				\$ 12,292.00

LIST BELOW INDIVIDUAL AMOUNTS FOR DISTRICT TOURNAMENT NET PROFITS FROM PART E ABOVE, NOT INCLUDING TRAVEL EXPENSES

School	Amount	School	Amount
Augusta	\$ 3073.15		
Bracken Co.	\$ 3073.15		
Mason Co.	\$ 3073.15		
St. Patrick	\$ 3073.15		

PAID ATTENDANCE BY SESSIONS (Tickets Sold NOT money received)

BOYS		GIRLS		COMBINED	
Session	Paid	Session	Paid	Session	Paid
1				1	986
2				2	483
3				3	1303
4					
5					
6					
7					
Total		Total		Total	2772

**** NOTE ** IF ANY OTHER PLAN FOR THE DIVISION OF TOURNAMENT RECEIPTS IS USED, A MAJORITY VOTE OF THE PARTICIPATING SCHOOLS MUST BE OBTAINED, DOCUMENTED, AND SENT TO THE KHSAA.**

Fred Hester
MANAGER

Mason Co.
SCHOOL

606-564-3393
DAYTIME PHONE

MAR 04 2011

2011 DISTRICT

FINANCIAL FORM

PART B-OTHER ITEMIZED EXPENSES

Officials Mileage	\$ 296.10
Girls Officials	\$ 147.00
Boys Officials	\$ 149.10
Tournament Manager	\$ 300.00
Official Game Workers	\$ 300.00
Scorer	60
Timer	60
Stats	60
PA	60
Medical	60
1 Game Ball to Girls Winner	\$ 40.00
Parking Passes	\$ 22.50
Tickets for Patrons	\$ 93.88
Scorebook	\$ 8.00
Anti-Whip Nets	\$ 12.00
<hr/>	
Total	\$ 1072.48

Part B-Team Travel

Augusta (38 Miles, Girls 1 Trip, Boys 2 Trips/ 3 trips=114 miles x 1.50=	\$ 171.00
Bracken Co. (36 miles, Girls 2 trips, Boys 1 Trip/ 3 trips=108 miles x 1.50 =	\$ 162.00
	<hr/>
	\$ 333.00



KHSAA District Basketball Tournament Financial Report
 (return one copy to KHSAA by published deadlines. File separate reports if Girls and Boys
 Tournaments are held separately)

KHSAA Form BK105
 Rev 01/06

District # 40 Boys X Girls Combined Held at Montgomery County Date Feb. 22&24

Part A	REVENUE ITEMS	Price(s)	Receipts	Totals
	Ticket Sales		\$8310.00	
	Broadcasting			
	Sponsorship			
	TOTAL REVENUE (1)			\$8310.00
Part B	EXPENSE ITEMS		Expenses	
	Game Officials		\$653.20	
	Trophies		\$ 69.81	
	Travel for Participating Teams			
	Other Itemized Expenses approved by majority vote of schools in tournament (provide separate listing or list on back of this form)		Included	
	TOTAL EXPENSES (2)			\$1733.01
Part C	Net Profit (Part A (1) minus Part B (2) total)			\$6576.89
Part D	Allowance to Host School - Maximum 15% for rental and incidental expenses unless otherwise approved by majority vote			
Part E	Profit Subject to Division by Schools (Part C minus Part D)			

LIST BELOW INDIVIDUAL AMOUNTS FOR DISTRICT TOURNAMENT NET PROFITS FROM PART E ABOVE, NOT INCLUDING TRAVEL EXPENSES

School	Amount	School	Amount
Paris	\$1655.91		
Bourbon County	\$1655.91		
Clark County	\$1609.25 (7 over on pass list)		
Montgomery County	\$1655.92		

PAID ATTENDANCE BY SESSIONS (Tickets Sold NOT money received)

BOYS		GIRLS		COMBINED	
Session	Paid	Session	Paid	Session	Paid
1	670				
2	992				
3					
4					
5					
6					
7					
Total	1662	Total		Total	

**** NOTE ** IF ANY OTHER PLAN FOR THE DIVISION OF TOURNAMENT RECEIPTS IS USED, A MAJORITY VOTE OF THE PARTICIPATING SCHOOLS MUST BE OBTAINED, DOCUMENTED, AND SENT TO THE KHSAA.**

Bart Rison
 MANAGER

Montgomery County High School
 SCHOOL

859-497-8765
 DAYTIME PHONE



KHSAA District Basketball Tournament Financial Report
 (return one copy to KHSAA by published deadlines. File separate reports if Girls and Boys
 Tournaments are held separately)

KHSAA Form BK105
Rev 01/06

District # 40 Boys Girls XX Combined Held at Bourbon County High Dates Feb 21/23

Part A	REVENUE ITEMS	Price(s)	Receipts	Totals
	Ticket Sales	5.00	2,660.00	
	Broadcasting		0	
	Sponsorship		0	
	TOTAL REVENUE (1)			2,660.00
Part B	EXPENSE ITEMS		Expenses	
	Game Officials @ (\$55 /game + mileage)		623.10	
	Trophies		69.81	
	Travel for Participating Teams		0.00	
	Other Itemized Expenses approved by majority vote of schools in tournament (provide separate listing or list on back of this form) see attachment		690.00	
	TOTAL EXPENSES (2)			1382.91
Part C	Net Profit (Part A (1) minus Part B (2) total)			1277.09
Part D	Allowance to Host School - Maximum 15% for rental and incidental expenses unless otherwise approved by majority vote		200.00	
Part E	Profit Subject to Division by Schools (Part C minus Part D)			1077.09

LIST BELOW INDIVIDUAL AMOUNTS FOR DISTRICT TOURNAMENT NET PROFITS FROM PART E ABOVE, NOT INCLUDING TRAVEL EXPENSES

School	Amount	School	Amount
George Rogers Clark	269.27		
Montgomery County	269.27		
Paris High	269.27		
Bourbon County	269.28		

PAID ATTENDANCE BY SESSIONS (Tickets Sold NOT money received)

BOYS			GIRLS			COMBINED		
Session	Paid		Session	Paid		Session	Paid	
1				319				
2				213				
3								
4								
5								
6								
7								
Total			Total	532		Total		

**** NOTE ** IF ANY OTHER PLAN FOR THE DIVISION OF TOURNAMENT RECEIPTS IS USED, A MAJORITY VOTE OF THE PARTICIPATING SCHOOLS MUST BE OBTAINED, DOCUMENTED, AND SENT TO THE KHSAA.**

Tony Sosby
MANAGER

Bourbon County High
SCHOOL

859-987-2185
DAYTIME PHONE



KHSAA District Basketball Tournament Financial Report
 (return one copy to KHSAA by published deadlines. File separate reports if Girls and Boys
 Tournaments are held separately)

KHSAA Form BK105
Rev 01/06

District # 41 Boys Girls Combined **X** Held at Frankfort Convention Cent. Dates Feb 22,23,25

Part A	REVENUE ITEMS	Price(s)	Receipts	Totals
	Ticket Sales	\$6.00	\$16,378.00	
	Broadcasting		\$0.00	
	Sponsorship		\$2,500.00	
	TOTAL REVENUE (1)			\$18,878.00
Part B	EXPENSE ITEMS		Expenses	
	Game Officials		\$1112.85	
	Trophies		\$466.42	
	Travel for Participating Teams		\$0.00	
	Other Itemized Expenses approved by majority vote of schools in tournament (provide separate listing or list on back of this form)		\$6473.57	
	TOTAL EXPENSES (2)			\$8052.84
Part C	Net Profit (Part A (1) minus Part B (2) total)			\$10,825.16
Part D	Allowance to Host School - Maximum 15% for rental and incidental expenses unless otherwise approved by majority vote		\$0.00	
Part E	Profit Subject to Division by Schools (Part C minus Part D)			\$10,825.16


LIST BELOW INDIVIDUAL AMOUNTS FOR DISTRICT TOURNAMENT NET PROFITS FROM PART E ABOVE, NOT INCLUDING TRAVEL EXPENSES

School	Amount	School	Amount
Frankfort High School	\$2706.29		
Franklin County High School	\$2706.29		
Western Hills High School	\$2706.29		
Woodford County High School	\$2706.29		

PAID ATTENDANCE BY SESSIONS (Tickets Sold NOT money received)

BOYS		GIRLS		COMBINED	
Session	Paid	Session	Paid	Session	Paid
1				1	879
2				2	618
3				3	1232
4					
5					\$4 over
6					
7					
Total		Total		Total	2729

**** NOTE ** IF ANY OTHER PLAN FOR THE DIVISION OF TOURNAMENT RECEIPTS IS USED, A MAJORITY VOTE OF THE PARTICIPATING SCHOOLS MUST BE OBTAINED, DOCUMENTED, AND SENT TO THE KHSAA.**

Bob Gibson 
MANAGER

Woodford County High School
SCHOOL

859-873-5434 ext 225
DAYTIME PHONE



KHSAA District Basketball Tournament Financial Report
(return one copy to KHSAA by published deadlines. File separate reports if Girls and Boys
Tournaments are held separately)

KHSAA Form BK105
Rev 01/06

Other Expenses Itemized:

Ticket Gate Workers - \$725.59
Hospitality Room from Kroger - \$429.13
Participants and Hospitality Room Pizza - \$648.00
Security - \$915.00
KAPOS Judges - \$284.00
Game Balls and Scorebook - \$83.85
Tournament Meeting Meal - \$250.00
Convention Center Rental - \$2,250.00
Training Services - \$150.00
PA Announcer - \$150.00
Bookkeeper - \$150.00
Hospitality Room Supervisor - \$144.00
Pass Gate Worker - \$144.00
Scoreboard Operator - \$150.00

Tournament Totals = \$6473.57



KHSAA District Basketball Tournament Financial Report
 (return one copy to KHSAA by published deadlines. File separate reports if Girls and Boys
 Tournaments are held separately)

KHSAA Form BK105
Rev 01/06

District # 42 Boys Girls Combined X Held at Bryan Station High School Dates 2/23-2/26

Part A	REVENUE ITEMS	Price(s)	Receipts	Totals
	Ticket Sales	\$6.00	\$11,917.40	
	Broadcasting		0	
	Sponsorship		0	
	TOTAL REVENUE (1)			\$11,917.40
Part B	EXPENSE ITEMS		Expenses	
	Game Officials		\$1,644.70	
	Trophies		\$252.00	
	Travel for Participating Teams		0	
	Other Itemized Expenses approved in advance by majority vote of schools in tournament (provide separate listing or list on back of this form)		\$400.00 \$1,129.76 \$309.00 \$100	
	TOTAL EXPENSES (2)			\$3,835.46
Part C	Net Profit (Part A (1) minus Part B (2) total)			\$8081.94
Part D	Allowance to Host School - Maximum 15% for rental and incidental expenses unless otherwise approved by majority vote			
Part E	Profit Subject to Division by Schools (Part C minus Part D)			0

LIST BELOW INDIVIDUAL AMOUNTS FOR DISTRICT TOURNAMENT NET PROFITS FROM PART E ABOVE, NOT INCLUDING TRAVEL EXPENSES

School	Amount	School	Amount
Henry Clay High School	\$1,616.38	Bryan Station High School	\$1,616.38
Sayre High School	\$1,616.38		
Scott County High School	\$1,616.38		
Bryan Station High School	\$1,616.38		

PAID ATTENDANCE BY SESSIONS (Tickets Sold NOT money received)

BOYS		GIRLS		COMBINED	
Session	Paid	Session	Paid	Session	Paid
1	692				
2	433				
3	860				
4					
5					
6					
7					
Total	1605	Total		Total	

**** NOTE ** IF ANY OTHER PLAN FOR THE DIVISION OF TOURNAMENT RECEIPTS IS USED, A MAJORITY VOTE OF THE PARTICIPATING SCHOOLS MUST BE OBTAINED, DOCUMENTED, AND SENT TO THE KHSAA.**

Chad Luhman
MANAGER

Bryan Station High School
SCHOOL

(859)381-3310
DAYTIME PHONE



KHSAA District Basketball Tournament Financial Report
 (return one copy to KHSAA by published deadlines. File separate reports if Girls and Boys
 Tournaments are held separately)

KHSAA Form BK105
Rev 01/06

District # 43 Boys _____ Girls _____ Combined _____ Held at Lafayette Dates _____

Part A	REVENUE ITEMS	Price(s)	Receipts	Totals
	Ticket Sales	6.00	16,862	
	Broadcasting		0	
	Sponsorship		0	
	TOTAL REVENUE (1)			16,862
Part B	EXPENSE ITEMS		Expenses	
	Game Officials			
	Trophies			
	Travel for Participating Teams		0	
	Other Itemized Expenses approved by majority vote of schools in tournament (provide separate listing or list on back of this form)		attached	
	TOTAL EXPENSES (2)			
Part C	Net Profit (Part A (1) minus Part B (2) total)			
Part D	Allowance to Host School - Maximum 15% for rental and incidental expenses unless otherwise approved by majority vote		0	
Part E	Profit Subject to Division by Schools (Part C minus Part D)			

LIST BELOW INDIVIDUAL AMOUNTS FOR DISTRICT TOURNAMENT NET PROFITS FROM PART E ABOVE, NOT INCLUDING TRAVEL EXPENSES

School	Amount	School	Amount
Lexington Catholic		Lafayette (2 shares)	
Lexington Christian			
Tates Creek			
Paul Dunbar			

PAID ATTENDANCE BY SESSIONS (Tickets Sold NOT money received)

BOYS		GIRLS		COMBINED	
Session	Paid	Session	Paid	Session	Paid
1				2/21/11	370
2				2/22/11	633
3				2/23/11	572
4				2/25/11	1231
5					
6					
7					
Total		Total		Total	2806

**** NOTE ** IF ANY OTHER PLAN FOR THE DIVISION OF TOURNAMENT RECEIPTS IS USED, A MAJORITY VOTE OF THE PARTICIPATING SCHOOLS MUST BE OBTAINED, DOCUMENTED, AND SENT TO THE KHSAA.**

Melvin Ramsey
MANAGER

Lafayette
SCHOOL

(859) 381-3474
DAYTIME PHONE

KHSAA 44TH DISTRICT BASKETBALL TOURNAMENT FINANCIAL REPORT--BOYS & GIRLS--2011

(A) REVENUE:	RECEIPTS	TOTALS
TICKET SALES: PRICE--\$6.00 EACH	\$22,002.00	
BROADCASTING:	\$0.00	
SPONSORSHIP:	\$0.00	
AT SCHOOL:	\$1,110.00	
TOTAL REVENUE:	\$23,112.00	\$23,112.00

(B) EXPENSE ITEMS:

GAME OFFICIALS:	\$1,143.00
TROPHIES:	\$714.00
WORKERS:	\$1,955.00
RENTAL:	\$900.00
HOSPITALITY:	\$1,400.00

TOTAL EXPENSES:	\$6,112.00	\$6,112.00
------------------------	-------------------	-------------------

(C) NET PROFIT:		\$17,000.00
-----------------	--	-------------

(D) HOST SCHOOL:		\$0.00
(MAXIMUM OF 15% UNLESS VOTED ON BY MAJORITY)		

TOTAL:		\$0.00
---------------	--	---------------

(E) PROFIT SUBJECT TO DIVISION BY SCHOOLS:

1. BEREA	\$4,250.00
2. MADISON CENTRAL	\$4,250.00
3. MADISON SOUTHERN	\$4,250.00
4. MODEL	\$4,250.00
TOTAL:	\$17,000.00

PAID ATTENDANCE BY SESSIONS

	BOYS--PAID	GIRLS--PAID	COMBINED--PAID
1.			827
2.			796
3.			2229
4.			
5.			
6.			
7.			
TOTALS:	0	0	3852



KHSAA District Basketball Tournament Financial Report
 (return one copy to KHSAA by published deadlines. File separate reports if Girls and Boys
 Tournaments are held separately)

KHSAA Form BK105
Rev 01/06

District # 45 Boys Girls Combined x Held at Garrard County High School Dates 2/21 - 2/25/11

Part A	REVENUE ITEMS	Price(s)	Receipts	Totals
	Ticket Sales	\$5.00	\$10'516.00	
	Broadcasting			
	Sponsorship			
	TOTAL REVENUE (1)			\$10'516.00
Part B	EXPENSE ITEMS		Expenses	
	Game Officials		\$1'497.30	
	Trophies		\$347.06	
	Travel for Participating Teams		\$0.00	
	Other Itemized Expenses approved by majority vote of schools in tournament (provide separate listing or list on back of this form)		\$3'051.39	
	TOTAL EXPENSES (2)			\$4'895.75
Part C	Net Profit (Part A (1) minus Part B (2) total)			\$5'620.25
Part D	Allowance to Host School - Maximum 15% for rental and incidental expenses unless otherwise approved by majority vote			
Part E	Profit Subject to Division by Schools (Part C minus Part D)			\$5'620.25

LIST BELOW INDIVIDUAL AMOUNTS FOR DISTRICT TOURNAMENT NET PROFITS FROM PART E ABOVE, NOT INCLUDING TRAVEL EXPENSES

School	Amount	School	Amount
Boyle County	\$1'124.05	Lincoln County	\$1'124.05
Danville	\$1'124.05		
Garrard County	\$1'124.05		
KSD	\$1'124.05		

PAID ATTENDANCE BY SESSIONS (Tickets Sold NOT money received)

BOYS		GIRLS		COMBINED	
Session	Paid	Session	Paid	Session	Paid
1	164				
2		2	467		
3	636				
4		4	378		
5	458				
6					
7					
Total	1258	Total	845	Total	

**** NOTE ** IF ANY OTHER PLAN FOR THE DIVISION OF TOURNAMENT RECEIPTS IS USED, A MAJORITY VOTE OF THE PARTICIPATING SCHOOLS MUST BE OBTAINED, DOCUMENTED, AND SENT TO THE KHSAA.**

MANAGER

Garrard County High School
SCHOOL

(859) 792-2146
DAYTIME PHONE



KHSAA District Basketball Tournament Financial Report
 (return one copy to KHSAA by published deadlines. File separate reports if Girls and Boys
 Tournaments are held separately)

KHSAA Form BK105
Rev 01/06

District # 46 Boys Girls Combined Held at West Jessamine High Dates 2/21-2/25

Part A	REVENUE ITEMS	Price(s)	Receipts	Totals
	Ticket Sales	\$ 5.00	\$ 8,285.00	
	Broadcasting		\$ 0	
	Sponsorship		\$ 0	
	TOTAL REVENUE (1)			\$ 8,285.00
Part B	EXPENSE ITEMS		Expenses	
	Game Officials		\$ 1,281.80	
	Trophies		\$ 362.70	
	Travel for Participating Teams		\$ 0	
	Other Itemized Expenses approved by majority vote of schools in tournament (provide separate listing or list on back of this form)		\$ 2,117.90	
	TOTAL EXPENSES (2)			\$ 3,762.40
Part C	Net Profit (Part A (1) minus Part B (2) total)			\$ 4,522.60
Part D	Allowance to Host School - Maximum 15% for rental and incidental expenses unless otherwise approved by majority vote		\$ 678.39	
Part E	Profit Subject to Division by Schools (Part C minus Part D)			\$ 3,844.21

LIST BELOW INDIVIDUAL AMOUNTS FOR DISTRICT TOURNAMENT NET PROFITS FROM PART E ABOVE, NOT INCLUDING TRAVEL EXPENSES

School	Amount	School	Amount
West Jessamine High	\$ 854.27		
Mercer Co.	\$ 854.27		
Burgin	\$ 1,281.40		
East Jessamine	\$ 854.27		

PAID ATTENDANCE BY SESSIONS (Tickets Sold NOT money received)

BOYS			GIRLS			COMBINED		
Session	Paid		Session	Paid		Session	Paid	
1						1	261	
2						2	657	
3			3	147				
4	592							
5								
6								
7								
Total	592		Total	147		Total	918	

**** NOTE ** IF ANY OTHER PLAN FOR THE DIVISION OF TOURNAMENT RECEIPTS IS USED, A MAJORITY VOTE OF THE PARTICIPATING SCHOOLS MUST BE OBTAINED, DOCUMENTED, AND SENT TO THE KHSAA.**

MARK MIRACIE
MANAGER

W. JESSAMINE
SCHOOL

DAYTIME PHONE



KHSAA District Basketball Tournament Financial Report
 (return one copy to KHSAA by published deadlines. File separate reports if Girls and Boys
 Tournaments are held separately)

KHSAA Form BK105
Rev 01/06

District # 47 Boys _____ Girls _____ Combined X Held at Pulaski Co. High School Dates Feb.21-25

Part A	REVENUE ITEMS	Price(s)	Receipts	Totals
	Ticket Sales	\$6.00	\$16,299.00	
	Broadcasting			
	Sponsorship			
	TOTAL REVENUE (1)			\$16,299.00
Part B	EXPENSE ITEMS		Expenses	
	Game Officials		\$1151.00	
	Trophies		\$579.62	
	Travel for Participating Teams			
	Other Itemized Expenses approved in advance by majority vote of schools in tournament (provide separate listing or list on back of this form)		Security and gate workers \$1725.00	
	TOTAL EXPENSES (2)			\$3455.62
Part C	Net Profit (Part A (1) minus Part B (2) total)			\$12843.38
Part D	Allowance to Host School - Maximum 15% for rental and incidental expenses unless otherwise approved by majority vote			
Part E	Profit Subject to Division by Schools (Part C minus Part D)			

LIST BELOW INDIVIDUAL AMOUNTS FOR DISTRICT TOURNAMENT NET PROFITS FROM PART E ABOVE, NOT INCLUDING TRAVEL EXPENSES

School	Amount	School	Amount
Pulaski Co. High School	\$12,843.38		

PAID ATTENDANCE BY SESSIONS (Tickets Sold NOT money received)

BOYS			GIRLS			COMBINED	
Session	Paid		Session	Paid		Session	Paid
1			1	647			
2	587						
3	187						
4			4	662			
5	633						
6							
7							
Total	1407		Total	1309		Total	

**** NOTE ** IF ANY OTHER PLAN FOR THE DIVISION OF TOURNAMENT RECEIPTS IS USED, A MAJORITY VOTE OF THE PARTICIPATING SCHOOLS MUST BE OBTAINED, DOCUMENTED, AND SENT TO THE KHSAA.**

Randy Elmore
MANAGER

Pulaski Co. High School
SCHOOL

606-271-6229
DAYTIME PHONE



KHSAA District Basketball Tournament Financial Report
 (return one copy to KHSAA by published deadlines. File separate reports if Girls and Boys
 Tournaments are held separately)

KHSAA Form BK105
 Rev 01/08

District # 48 Boys X Girls Combined Held at Wayne County Dates MARCH 2, 4

Part A	REVENUE ITEMS	Price(s)	Receipts	Totals
	Ticket Sales	5.00	1535	
	Broadcasting			
	Sponsorship			
	TOTAL REVENUE (1)			7675.**
Part B	EXPENSE ITEMS		Expenses	
	Game Officials			
	Trophies			
	Travel for Participating Teams			
	Other Itemized Expenses approved in advance by majority vote of schools in tournament (provide separate listing or list on back of this form)			
	TOTAL EXPENSES (2)			1056.53
Part C	Net Profit (Part A (1) minus Part B (2) total)			6618.47
Part D	Allowance to Host School - Maximum 15% for rental and incidental expenses unless otherwise approved by majority vote			
Part E	Profit Subject to Division by Schools (Part C minus Part D)			NA

LIST BELOW INDIVIDUAL AMOUNTS FOR DISTRICT TOURNAMENT NET PROFITS FROM PART E ABOVE, NOT INCLUDING TRAVEL EXPENSES

School	Amount	School	Amount

PAID ATTENDANCE BY SESSIONS (Tickets Sold NOT money received)

BOYS		GIRLS		COMBINED	
Session	Paid	Session	Paid	Session	Paid
1	805				
2	730				
3					
4					
5					
6					
7					
Total	1535	Total		Total	

**** NOTE ** IF ANY OTHER PLAN FOR THE DIVISION OF TOURNAMENT RECEIPTS IS USED, A MAJORITY VOTE OF THE PARTICIPATING SCHOOLS MUST BE OBTAINED, DOCUMENTED, AND SENT TO THE KHSAA.**

JOE SHEARER
 MANAGER

Wayne County
 SCHOOL

606-278-0676
 DAYTIME PHONE

Radney C. Woods
 ATHLETIC DIRECTOR

Board App't Rep.



KHSAA District Basketball Tournament Financial Report
 (return one copy to KHSAA by published deadlines. File separate reports if Girls and Boys
 Tournaments are held separately)

KHSAA Form BK105
 Rev 01/00

District # 48 Boys Girls Combined Held at WAYNE COUNTY Dates MARCH 1-3

Part A	REVENUE ITEMS	Price(s)	Receipts	Totals
	Ticket Sales	5.00	901	
	Broadcasting			
	Sponsorship			
	TOTAL REVENUE (1)			
Part B	EXPENSE ITEMS	Expenses		
	Game Officials			
	Trophies			
	Travel for Participating Teams			
	Other Itemized Expenses approved in advance by majority vote of schools in tournament (provide separate listing or list on back of this form)			
	TOTAL EXPENSES (2)			1056.63
Part C	Net Profit (Part A (1) minus Part B (2) total)			3448.47
Part D	Allowance to Host School - Maximum 15% for rental and incidental expenses unless otherwise approved by majority vote			
Part E	Profit Subject to Division by Schools (Part C minus Part D)			NA

LIST BELOW INDIVIDUAL AMOUNTS FOR DISTRICT TOURNAMENT NET PROFITS FROM PART E ABOVE, NOT INCLUDING TRAVEL EXPENSES

School	Amount	School	Amount

PAID ATTENDANCE BY SESSIONS (Tickets Sold NOT money received)

BOYS		GIRLS		COMBINED	
Session	Paid	Session	Paid	Session	Paid
1			572		
2			319		
3					
4					
6					
8					
7					
Total		Total	901	Total	

**** NOTE ** IF ANY OTHER PLAN FOR THE DIVISION OF TOURNAMENT RECEIPTS IS USED, A MAJORITY VOTE OF THE PARTICIPATING SCHOOLS MUST BE OBTAINED, DOCUMENTED, AND SENT TO THE KHSAA.**

JOE SHEARER
 MANAGER

Wayne County
 SCHOOL

606-278-0676
 DAYTIME PHONE

Rodney C Woods
 ATHLETIC DIRECTOR
 Board App't REP.



KHSAA District Basketball Tournament Financial Report
 (return one copy to KHSAA by published deadlines. File separate reports if Girls and Boys
 Tournaments are held separately)

MAR 14 2011
 KHSAA Form BK105
 Rev 01/06

District # 49 Boys Girls Combined X Held at Clay County High School Dates 2/21- 2/26

Part A	REVENUE ITEMS	Price(s)	Receipts	Totals
	Ticket Sales	\$ 5.00	\$14,700.00	
	Broadcasting			
	Sponsorship (22 Tournament Passes @ \$25. each)		\$ 550.00	
	TOTAL REVENUE (1)			\$ 15,250.00
Part B	EXPENSE ITEMS		Expenses	
	Game Officials		\$ 1,365.00	
	Trophies		\$ 445.62	
	Travel for Participating Teams			
	Other Itemized Expenses approved in advance by majority vote of schools in tournament (provide separate listing or list on back of this form)		\$ 5,748.63	
	TOTAL EXPENSES (2)			\$ 7,559.25
Part C	Net Profit (Part A (1) minus Part B (2) total)			\$ 7,690.75
Part D	Allowance to Host School - Maximum 15% for rental and incidental expenses unless otherwise approved by majority vote			
Part E	Profit Subject to Division by Schools (Part C minus Part D)			

LIST BELOW INDIVIDUAL AMOUNTS FOR DISTRICT TOURNAMENT NET PROFITS FROM PART E ABOVE, NOT INCLUDING TRAVEL EXPENSES

School	Amount	School	Amount
5% Oneida Baptist	\$384.53		
5% Red Bird	\$384.53		

PAID ATTENDANCE BY SESSIONS (Tickets Sold NOT money received)

BOYS		GIRLS		COMBINED	
Session	Paid	Session	Paid	Session	Paid
1				1	315
2				2	481
3				3	759
4				4	356
5				5	1,029
6					
7					
Total		Total		Total	2,940

**** NOTE ** IF ANY OTHER PLAN FOR THE DIVISION OF TOURNAMENT RECEIPTS IS USED, A MAJORITY VOTE OF THE PARTICIPATING SCHOOLS MUST BE OBTAINED, DOCUMENTED, AND SENT TO THE KHSAA.**

JoAnne Gogony
 MANAGER

Clay County High School
 SCHOOL

(606) 596-1034
 DAYTIME PHONE

**49th District Tournament Gate Receipts
Clay County High School
February 21 - February 26, 2011**

Tournament Gate Receipts

February 21, 2011: 315 Tickets @ \$5.	\$1,575.00
February 22, 2011: 481 Tickets @ \$5.	\$2,405.00
February 23, 2011: 759 Tickets @ \$5.	\$3,795.00
February 25, 2011: 356 Tickets @ \$5.	\$1,780.00
February 26, 2011: 1,029 Tickets @ \$5.	\$5,145.00
22 Tournament Passes Sold @ \$25.	\$550.00
Total All Gate Receipts.	\$15,250.00

Tournament - Itemized Expenses*

Tournament Officials	\$1,365.00
Tournament Trophies	\$445.62
Tournament Security, Parking, & Shuttle Bus Service	\$2,275.00
Timer, Scorekeeper, P.A. (and Alternates)	\$725.00
Cheerleader Judges & Mileage	\$502.80
Hospitality Rooms (Officials and Player/Cheerleader) & Misc. Expenses	\$1,770.83
Facility Maintenance & Clean-Up	\$175.00
Tournament Manager	\$300.00
Total All Expenses	\$7,559.25

*Receipts, Check Register, and Bank Statement can verify all expenditures.

MAR 08 2011



KHSAA District Basketball Tournament Financial Report
 (return one copy to KHSAA by published deadlines. File separate reports if Girls and Boys
 Tournaments are held separately)

KHSAA Form BK105
 Rev 01/06

District # 50 Boys Girls Combined x Held at SOUTH LAUREL Dates 2-21-25-26/11

Part A	REVENUE ITEMS	Price(s)	Receipts	Totals
	Ticket Sales— all tickets- (see attached)		15,237.00	
	Broadcasting			
	Sponsorship		800.00	
	TOTAL REVENUE (1)			16,037.00
Part B	EXPENSE ITEMS		Expenses	
	Game Officials		1,170.00	
	Trophies		1,014.62	
	Travel for Participating Teams		0	
	Other Itemized Expenses approved by majority vote of schools in tournament (provide separate listing or list on back of this form)			
	TOTAL EXPENSES (2)			2,184.62
Part C	Net Profit (Part A (1) minus Part B (2) total)			13,852.38
Part D	Allowance to Host School - Maximum 15% for rental and incidental expenses unless otherwise approved by majority vote			
Part E	Profit Subject to Division by Schools (Part C minus Part D)			

LIST BELOW INDIVIDUAL AMOUNTS FOR DISTRICT TOURNAMENT NET PROFITS FROM PART E ABOVE, NOT INCLUDING TRAVEL EXPENSES

School	Amount	School	Amount

PAID ATTENDANCE BY SESSIONS (Tickets Sold NOT money received)

BOYS		GIRLS		COMBINED	
Session	Paid	Session	Paid	Session	Paid
1					
2					
3					
4					
5					
6					
7					
Total		Total		Total	

**** NOTE ** IF ANY OTHER PLAN FOR THE DIVISION OF TOURNAMENT RECEIPTS IS USED, A MAJORITY VOTE OF THE PARTICIPATING SCHOOLS MUST BE OBTAINED, DOCUMENTED, AND SENT TO THE KHSAA.**

KEITH GILBERT
 MANAGER

SOUTH LAUREL
 SCHOOL

606-682-4727
 DAYTIME PHONE



KHSAA District Basketball Tournament Financial Report
 (return one copy to KHSAA by published deadlines. File separate reports if Girls and Boys
 Tournaments are held separately)

KHSAA Form BK105
Rev 01/06

District # _____ Boys _____ Girls _____ Combined x Held at SOUTH LAUREL Dates 2-21-25

Part A	REVENUE ITEMS	Price(s)	Receipts	Totals
	Ticket Sales – General admission	5.00	13,080.00	
	Broadcasting			
	Sponsorship			
	TOTAL REVENUE (1)			13,080.00
Part B	EXPENSE ITEMS		Expenses	
	Game Officials			
	Trophies			
	Travel for Participating Teams			
	Other Itemized Expenses approved by majority vote of schools in tournament (provide separate listing or list on back of this form)			
	TOTAL EXPENSES (2)			
Part C	Net Profit (Part A (1) minus Part B (2) total)			
Part D	Allowance to Host School - Maximum 15% for rental and incidental expenses unless otherwise approved by majority vote			
Part E	Profit Subject to Division by Schools (Part C minus Part D)			

LIST BELOW INDIVIDUAL AMOUNTS FOR DISTRICT TOURNAMENT NET PROFITS FROM PART E ABOVE, NOT INCLUDING TRAVEL EXPENSES

School	Amount	School	Amount

PAID ATTENDANCE BY SESSIONS (Tickets Sold NOT money received)

BOYS			GIRLS			COMBINED	
Session	Paid		Session	Paid		Session	Paid
1						1	459
2						2	841
3						3	362
4						4	954
5							
6							
7							
Total			Total			Total	2616

**** NOTE ** IF ANY OTHER PLAN FOR THE DIVISION OF TOURNAMENT RECEIPTS IS USED, A MAJORITY VOTE OF THE PARTICIPATING SCHOOLS MUST BE OBTAINED, DOCUMENTED, AND SENT TO THE KHSAA.**

MANAGER _____ SCHOOL _____ DAYTIME PHONE _____



KHSAA District Basketball Tournament Financial Report
 (return one copy to KHSAA by published deadlines. File separate reports if Girls and Boys
 Tournaments are held separately)

KHSAA Form BK105
Rev 01/06

District # 50 Boys Girls Combined x Held at SOUTH LAUREL Dates 2-21-25-26/11

Part A	REVENUE ITEMS	Price(s)	Receipts	Totals
	Ticket Sales- reserved(game only)	6.00	1,332.00	
	Broadcasting			
	Sponsorship			
	TOTAL REVENUE (1)			1,332.00
Part B	EXPENSE ITEMS		Expenses	
	Game Officials			
	Trophies			
	Travel for Participating Teams			
	Other Itemized Expenses' approved by majority vote of schools in tournament (provide separate listing or list on back of this form)			
	TOTAL EXPENSES (2)			
Part C	Net Profit (Part A (1) minus Part B (2) total)			
Part D	Allowance to Host School - Maximum 15% for rental and incidental expenses unless otherwise approved by majority vote			
Part E	Profit Subject to Division by Schools (Part C minus Part D)			

LIST BELOW INDIVIDUAL AMOUNTS FOR DISTRICT TOURNAMENT NET PROFITS FROM PART E ABOVE, NOT INCLUDING TRAVEL EXPENSES

School	Amount	School	Amount

PAID ATTENDANCE BY SESSIONS (Tickets Sold NOT money received)

BOYS		GIRLS		COMBINED	
Session	Paid	Session	Paid	Session	Paid
1				4	222
2					
3					
4					
5					
6					
7					
Total		Total		Total	

**** NOTE ** IF ANY OTHER PLAN FOR THE DIVISION OF TOURNAMENT RECEIPTS IS USED, A MAJORITY VOTE OF THE PARTICIPATING SCHOOLS MUST BE OBTAINED, DOCUMENTED, AND SENT TO THE KHSAA.**

KEITH GILBERT
MANAGER

SOUTH LAUREL
SCHOOL

606-862-4727
DAYTIME PHONE



KHSAA District Basketball Tournament Financial Report
 (return one copy to KHSAA by published deadlines. File separate reports if Girls and Boys
 Tournaments are held separately)

KHSAA Form BK105
Rev 01/06

District # 50 Boys Girls Combined x Held at SOUTH LAUREL Dates 2-21-25-26/11

Part A	REVENUE ITEMS	Price(s)	Receipts	Totals
	Ticket Sales - <i>RESERVED - P&E TOURNAMENT PACKET</i>	25.00	825.00	
	Broadcasting			
	Sponsorship			
	TOTAL REVENUE (1)			825.00
Part B	EXPENSE ITEMS		Expenses	
	Game Officials			
	Trophies			
	Travel for Participating Teams			
	Other Itemized Expenses approved by majority vote of schools in tournament (provide separate listing or list on back of this form)			
	TOTAL EXPENSES (2)			
Part C	Net Profit (Part A (1) minus Part B (2) total)			
Part D	Allowance to Host School - Maximum 15% for rental and incidental expenses unless otherwise approved by majority vote			
Part E	Profit Subject to Division by Schools (Part C minus Part D)			

LIST BELOW INDIVIDUAL AMOUNTS FOR DISTRICT TOURNAMENT NET PROFITS FROM PART E ABOVE, NOT INCLUDING TRAVEL EXPENSES

School	Amount	School	Amount

PAID ATTENDANCE BY SESSIONS (Tickets Sold NOT money received)

BOYS			GIRLS			COMBINED	
Session	Paid		Session	Paid		Session	Paid
1						1,2,3,4	33
2							
3							
4							
5							
6							
7							
Total			Total			Total	

**** NOTE ** IF ANY OTHER PLAN FOR THE DIVISION OF TOURNAMENT RECEIPTS IS USED, A MAJORITY VOTE OF THE PARTICIPATING SCHOOLS MUST BE OBTAINED, DOCUMENTED, AND SENT TO THE KHSAA.**

KEITH GILBERT
MANAGER

SOUTH LAUREL
SCHOOL

606-862-4727
DAYTIME PHONE



KHSAA District Basketball Tournament Financial Report
 (return one copy to KHSAA by published deadlines. File separate reports if Girls and Boys
 Tournaments are held separately)

KHSAA Form BK105
Rev 01/06

District # 51 Boys Girls Combined X Held at Pineville High School Dates 2/21-25/11

Part A	REVENUE ITEMS	Price(s)	Receipts	Totals
	Ticket Sales	5.00	11,280	
	Broadcasting			
	Sponsorship			
	TOTAL REVENUE (1)			11,280.00
Part B	EXPENSE ITEMS		Expenses	
	Game Officials		1170.00	
	Trophies		636.64	
	Travel for Participating Teams		--	
	Other Itemized Expenses			
	Security		550.00	
	Cheer Judges & Trophies		330.00	
	Team Plaques		440.00	
	TOTAL EXPENSES (2)			3,126.64
Part C	Net Profit (Part A (1) minus Part B (2) total)			8,153.36
Part D	Allowance to Host School - Maximum 15% for rental and incidental expenses unless otherwise approved by majority vote			
Part E	Profit Subject to Division by Schools (Part C minus Part D)			-0-

LIST BELOW INDIVIDUAL AMOUNTS FOR DISTRICT TOURNAMENT NET PROFITS FROM PART E ABOVE, NOT INCLUDING TRAVEL EXPENSES

School	Amount	School	Amount
District rotation plan allows			
Host school to retain all profits			

PAID ATTENDANCE BY SESSIONS (Tickets Sold NOT money received)

BOYS			GIRLS		COMBINED	
Session	Paid		Session	Paid	Session	Paid
1			1	301		
2	345					
3	288					
4			4	256		
5	1066					
6						
7						
Total	1699		Total	557	Total	2246

**** NOTE ** IF ANY OTHER PLAN FOR THE DIVISION OF TOURNAMENT RECEIPTS IS USED, A MAJORITY VOTE OF THE PARTICIPATING SCHOOLS MUST BE OBTAINED, DOCUMENTED, AND SENT TO THE KHSAA.**

Paula K Goodin

Pineville High

606-337-2361

MANAGER

SCHOOL

DAYTIME PHONE



KHSAA District Basketball Tournament Financial Report
 (return one copy to KHSAA by published deadlines. File separate reports if Girls and Boys
 Tournaments are held separately)

MAR 09 2011
 KHSAA Form BK105
 Rev 01/06

District # 52 Boys Girls Combined Held at Bell County High School Dates 2/21,22,24,25/11

Part A	REVENUE ITEMS	Price(s)	Receipts	Totals
	Ticket Sales	\$3/\$5	\$10,583.00	
	Broadcasting			
	Sponsorship			
	TOTAL REVENUE (1)			\$10,583.00
Part B	EXPENSE ITEMS		Expenses	
	Game Officials		\$1,170.00	
	Trophies		\$139.62	
	Travel for Participating Teams			
	Other Itemized Expenses approved by majority vote of schools in tournament (provide separate listing or list on back of this form)		\$1,003.85	
	TOTAL EXPENSES (2)			\$2,313.47
Part C	Net Profit (Part A (1) minus Part B (2) total)			\$8,269.53
Part D	Allowance to Host School - Maximum 15% for rental and incidental expenses unless otherwise approved by majority vote		\$8,269.53	
Part E	Profit Subject to Division by Schools (Part C minus Part D)			N/A

LIST BELOW INDIVIDUAL AMOUNTS FOR DISTRICT TOURNAMENT NET PROFITS FROM PART E ABOVE, NOT INCLUDING TRAVEL EXPENSES

School	Amount	School	Amount

PAID ATTENDANCE BY SESSIONS (Tickets Sold NOT money received)

BOYS		GIRLS		COMBINED	
Session	Paid	Session	Paid	Session	Paid
1				1	358
2				2	638
3				3	317
4				4	715
5					
6					
7					
Total		Total		Total	2028

**** NOTE ** IF ANY OTHER PLAN FOR THE DIVISION OF TOURNAMENT RECEIPTS IS USED, A MAJORITY VOTE OF THE PARTICIPATING SCHOOLS MUST BE OBTAINED, DOCUMENTED, AND SENT TO THE KHSAA.**

Jeff Saylor

 MANAGER

Bell County High School

 SCHOOL

606 337-7061

 DAYTIME PHONE

Cheer judges	186.80
Security	817.05
	<hr/>
	1,003.85



KHSAA District Basketball Tournament Financial Report
 (return one copy to KHSAA by published deadlines. File separate reports if Girls and Boys
 Tournaments are held separately)

KHSAA Form BK105
 Rev 01/06
MAR 16 2011

District # 53 Boys Girls Combined Held at KCC Dates 2-21-11
2-26-11

Part A	REVENUE ITEMS	Price(s)	Receipts	Totals
	Ticket Sales	5.00	4791.00	
	Broadcasting		- 0 -	
	Sponsorship		- 0 -	
	TOTAL REVENUE (1)			4791.00
Part B	EXPENSE ITEMS		Expenses	
	Game Officials		798.00	
	Trophies		659.46	
	Travel for Participating Teams		- 0 -	
	Other Itemized Expenses approved by majority vote of schools in tournament (provide separate listing or list on back of this form)		- 0 -	
	TOTAL EXPENSES (2)			1457.46
Part C	Net Profit (Part A (1) minus Part B (2) total)			3333.54
Part D	Allowance to Host School - Maximum 15% for rental and incidental expenses unless otherwise approved by majority vote		500.04	
Part E	Profit Subject to Division by Schools (Part C minus Part D)			2833.50

LIST BELOW INDIVIDUAL AMOUNTS FOR DISTRICT TOURNAMENT NET PROFITS FROM PART E ABOVE, NOT INCLUDING TRAVEL EXPENSES

School	Amount	School	Amount
Jenkins	566.70	Cordia	566.70
JBS	566.70		
KCC	566.70		
LCC	566.70		

PAID ATTENDANCE BY SESSIONS (Tickets Sold NOT money received)

BOYS		GIRLS		COMBINED	
Session	Paid	Session	Paid	Session	Paid
1	64				
2	415				
3	481				
4					
5					
6					
7					
Total	960	Total		Total	

**** NOTE ** IF ANY OTHER PLAN FOR THE DIVISION OF TOURNAMENT RECEIPTS IS USED, A MAJORITY VOTE OF THE PARTICIPATING SCHOOLS MUST BE OBTAINED, DOCUMENTED, AND SENT TO THE KHSAA.**

Chak Jones
 MANAGER

Cordia School
 SCHOOL

606-785-4457
 DAYTIME PHONE



KHSAA District Basketball Tournament Financial Report
 (return one copy to KHSAA by published deadlines. File separate reports if Girls and Boys
 Tournaments are held separately)

KHSAA Form BK105
 Rev 01/06

MAR 6 2011
 2-27-11
 2-26-11

District # 53 Boys Girls Combined Held at KCC Dates 2-27-11
2-26-11

Part A	REVENUE ITEMS	Price(s)	Receipts	Totals
	Ticket Sales	5.00	8084.00	
	Broadcasting		-0-	
	Sponsorship		-0-	
	TOTAL REVENUE (1)			8084.00
Part B	EXPENSE ITEMS		Expenses	
	Game Officials		555.00	
	Trophies		607.96	
	Travel for Participating Teams		-0-	
	Other Itemized Expenses approved by majority vote of schools in tournament (provide separate listing or list on back of this form)		583.70	
	TOTAL EXPENSES (2)			1746.66
Part C	Net Profit (Part A (1) minus Part B (2) total)			6337.34
Part D	Allowance to Host School - Maximum 15% for rental and incidental expenses unless otherwise approved by majority vote		950.61	
Part E	Profit Subject to Division by Schools (Part C minus Part D)			5386.73

LIST BELOW INDIVIDUAL AMOUNTS FOR DISTRICT TOURNAMENT NET PROFITS FROM PART E ABOVE, NOT INCLUDING TRAVEL EXPENSES

School	Amount	School	Amount
Jenkins	1346.69		
Kroff Co.	1346.68		
Letcher Co.	1346.68		
Cordia	1346.68		

PAID ATTENDANCE BY SESSIONS (Tickets Sold NOT money received)

BOYS			GIRLS			COMBINED		
Session	Paid		Session	Paid		Session	Paid	
1	661							
2	952							
3								
4								
5								
6								
7								
Total	1613		Total			Total		

**** NOTE ** IF ANY OTHER PLAN FOR THE DIVISION OF TOURNAMENT RECEIPTS IS USED, A MAJORITY VOTE OF THE PARTICIPATING SCHOOLS MUST BE OBTAINED, DOCUMENTED, AND SENT TO THE KHSAA.**

Charles E. Jorgensen
 MANAGER

Cordia School
 SCHOOL

606-785-4457
 DAYTIME PHONE

Hospitality Room	-	300. ⁰⁰
Scorer	-	93.26
Janitor	-	87.50
Announcer	-	87.50
Tickets	-	15.44
		<hr/>
		583.70



KHSAA District Basketball Tournament Financial Report
 (return one copy to KHSAA by published deadlines. File separate reports if Girls and Boys
 Tournaments are held separately)

KHSAA Form BK105
 Rev 01/08

District # 54 Boys _____ Girls _____ Combined Held at Perry Central HS Dates 2/21/11 to 2/25/11

Part A	REVENUE ITEMS	Price(s)	Receipts	Totals
	Ticket Sales	\$5.00	\$27,750.00	
	Broadcasting			
	Sponsorship			
	TOTAL REVENUE (1)			\$27,750.00
Part B	EXPENSE ITEMS		Expenses	
	Game Officials		\$1,162.50	
	Trophies		\$958.12	
	Travel for Participating Teams		\$0.00	
	Other Itemized Expenses approved in advance by majority vote of schools in tournament (provide separate listing or list on back of this form)		\$2,258.45	
	TOTAL EXPENSES (2)			\$4,379.07
Part C	Net Profit (Part A (1) minus Part B (2) total)			\$23,370.93
Part D	Allowance to Host School - Maximum 15% for rental and incidental expenses unless otherwise approved by majority vote		\$3,505.64	
Part E	Profit Subject to Division by Schools (Part C minus Part D)			\$19,865.29

LIST BELOW INDIVIDUAL AMOUNTS FOR DISTRICT TOURNAMENT NET PROFITS FROM PART E ABOVE, NOT INCLUDING TRAVEL EXPENSES

School	Amount	School	Amount
Buckhorn High School	\$3,310.88		
Perry Co. Central H.S.	\$6,621.76		
Hazard High School	\$4,966.32		
Leslie Co. High School	\$4,966.32		

PAID ATTENDANCE BY SESSIONS (Tickets Sold NOT money received)

BOYS		GIRLS		COMBINED	
Session	Paid	Session	Paid	Session	Paid
1		1	534		
2	1461				
3	1605				
4		4	547		
5	2403				
6					
7					
Total	4469	Total	1081	Total	5550

**** NOTE ** IF ANY OTHER PLAN FOR THE DIVISION OF TOURNAMENT RECEIPTS IS USED, A MAJORITY VOTE OF THE PARTICIPATING SCHOOLS MUST BE OBTAINED, DOCUMENTED, AND SENT TO THE KHSAA.**

Jim Watten
 MANAGER

Buckhorn H.S.
 SCHOOL

606-398-7176
 DAYTIME PHONE



"Our mission is to educate students to become successful in learning and in life."

2011 54th District Tournament Report

Itemized Expenses:

- **Public Address Announcer---\$75.00**
- **Security---\$525.00**
- **Janitor Services---\$1,517.19**
- **Food for Tournament Meeting---\$141.26**

Home of the Wildcats!



"Our mission is to educate students to become successful in learning and in life."

March 14, 2011

2011 54th District Tournament Report

Total Receipts**:	\$27,750.00
Total Expenses**:	\$-4,379.07
Sub Total:	\$23,370.93
15%	\$-3,505.64
Total to be Shared	\$19,865.29 = \$1,655.44 a share
Buckhorn BBB	\$1,655.44
Buckhorn GBB	\$1,655.44
Perry Central BBB	\$3,310.88
Perry Central GBB	\$3,310.88
Hazard BBB	\$3,310.88
Hazard GBB	\$1,655.44
Leslie BBB	\$1,655.44
Leslie GBB	\$3,310.88

****Total Receipts is for all admission**

****Total Expenses represents the costs for referees, security, clean-up, clock keeper, score keeper, game balls, PA, and nets**

Home of the Wildcats!



KHSAA District Basketball Tournament Financial Report
 (return one copy to KHSAA by published deadlines. File separate reports if Girls and Boys
 Tournaments are held separately)

KHSAA Form BK105
Rev 01/06

District # 55th Boys Girls Combined Held at Breathitt High Dates 2-21/2-24

Part A	REVENUE ITEMS	Price(s)	Receipts	Totals
	Ticket Sales	# 3-\$5	9356. ⁰⁰	
	Broadcasting			
	Sponsorship			
	TOTAL REVENUE (1)			9356. ⁰⁰
Part B	EXPENSE ITEMS		Expenses	
	Game Officials		1203. ⁰⁰	
	Trophies		699. ⁶²	
	Travel for Participating Teams			
	Other Itemized Expenses approved in advance by majority vote of schools in tournament (provide separate listing or list on back of this form)		136. ⁸⁰ 225. ⁰⁰	
	TOTAL EXPENSES (2)			2,264. ⁴²
Part C	Net Profit (Part A (1) minus Part B (2) total)			7,091. ⁵⁸
Part D	Allowance to Host School - Maximum 15% for rental and incidental expenses unless otherwise approved by majority vote		1,063. ⁷⁴ 300. ⁰⁰	
Part E	Profit Subject to Division by Schools (Part C minus Part D)			5,727. ⁸⁴

LIST BELOW INDIVIDUAL AMOUNTS FOR DISTRICT TOURNAMENT NET PROFITS FROM PART E ABOVE, NOT INCLUDING TRAVEL EXPENSES

School	Amount	School	Amount
Breathitt County	1431.96		
Jackson City	1431.96		
Riverside	1431.96		
Wolfe County	1431.96		

PAID ATTENDANCE BY SESSIONS (Tickets Sold NOT money received)

BOYS		GIRLS		COMBINED	
Session	Paid	Session	Paid	Session	Paid
0		1	A-231		
0		1	S-208		
2	A-324				
2	S-316				
0				3	3265 A
0				3	1749 S
0					
Total	640	Total	439	Total	5014

**** NOTE ** IF ANY OTHER PLAN FOR THE DIVISION OF TOURNAMENT RECEIPTS IS USED, A MAJORITY VOTE OF THE PARTICIPATING SCHOOLS MUST BE OBTAINED, DOCUMENTED, AND SENT TO THE KHSAA.**

John Couch
MANAGER

Jackson City
SCHOOL

606-666-5164
DAYTIME PHONE



KHSAA District Basketball Tournament Financial Report
 (return one copy to KHSAA by published deadlines. File separate reports if Girls and Boys
 Tournaments are held separately)

KHSAA Form BK105
Rev 01/06

APR 01 2011

District # 56 Boys Girls Combined Held at Owsley County High Dates Feb. 21-25

Part A	REVENUE ITEMS	Price(s)	Receipts	Totals
	Ticket Sales	\$5.00	\$12,560.00	
	Broadcasting		200.00	
	Sponsorship			
	TOTAL REVENUE (1)			\$12,760.00
Part B	EXPENSE ITEMS		Expenses	
	Game Officials		\$1,449.50	
	Trophies		1,054.00	
	Travel for Participating Teams			
	Other Itemized Expenses approved in advance by majority vote of schools in tournament (provide separate listing or list on back of this form)		1,752.75	
	TOTAL EXPENSES (2)			\$4,256.25
Part C	Net Profit (Part A (1) minus Part B (2) total)			\$8,503.75
Part D	Allowance to Host School - Maximum 15% for rental and incidental expenses unless otherwise approved by majority vote		\$1,275.56	
Part E	Profit Subject to Division by Schools (Part C minus Part D)			\$7,228.19

LIST BELOW INDIVIDUAL AMOUNTS FOR DISTRICT TOURNAMENT NET PROFITS FROM PART E ABOVE, NOT INCLUDING TRAVEL EXPENSES

School	Amount	School	Amount
Owsley Co. High School	\$ 1,807.04		
Powell Co. High School	\$ 1,807.05		
Lee Co. High School	\$ 1,807.05		
Estill Co. High School	\$ 1,807.05		

PAID ATTENDANCE BY SESSIONS (Tickets Sold NOT money received)

BOYS		GIRLS		COMBINED	
Session	Paid	Session	Paid	Session	Paid
1				2/21/11	442
2				2/22/11	390
3				2/23/11	473
4				2/24/11	314
5				2/25/11	893
6					
7					
Total		Total		Total	2512

**** NOTE ** IF ANY OTHER PLAN FOR THE DIVISION OF TOURNAMENT RECEIPTS IS USED, A MAJORITY VOTE OF THE PARTICIPATING SCHOOLS MUST BE OBTAINED, DOCUMENTED, AND SENT TO THE KHSAA.**

Paul Green
MANAGER

Owsley Co. High School
SCHOOL

606-593-5185
DAYTIME PHONE

District Tournament Meeting Expenses	\$ 862.75
Timekeeper	90.00
Scorekeeper	50.00
Other Expenses	<u>750.00</u>
Total	\$1,752.75



KHSAA District Basketball Tournament Financial Report
 (return one copy to KHSAA by published deadlines. File separate reports if Girls and Boys
 Tournaments are held separately)

KHSAA Form BK105
 Rev 01/05

District # 57 Boys _____ Girls _____ Combined x Held at Johnson Central High School Dates 2/21 - 2/25

Part A	REVENUE ITEMS	Price(s)	Receipts	Totals
	Ticket Sales	5.00	22,825	
	Broadcasting		-0-	
	Sponsorship		5,500	
	TOTAL REVENUE (1)			28,325
Part B	EXPENSE ITEMS		Expenses	
	Game Officials		1,440	
	Trophies		1,092	
	Travel for Participating Teams		-0-	
	Other Itemized Expenses approved in advance by majority vote of schools in tournament (provide separate listing or list on back of this form)		3,666	
	TOTAL EXPENSES (2)			6,198
Part C	Net Profit (Part A (1) minus Part B (2) total)			22,127
Part D	Allowance to Host School - Maximum 15% for rental and incidental expenses unless otherwise approved by majority vote			4249
Part E	Profit Subject to Division by Schools (Part C minus Part D)			17,878

LIST BELOW INDIVIDUAL AMOUNTS FOR DISTRICT TOURNAMENT NET PROFITS FROM PART E ABOVE, NOT INCLUDING TRAVEL EXPENSES

School	Amount	School	Amount
Johnson Central High School	3,575.60	Sheldon Clark High School	3,575.60
Lawrence County High School	3,575.60		
Magoffin County High School	3,575.60		
Paintsville High School	3,575.60		

PAID ATTENDANCE BY SESSIONS (Tickets Sold NOT money received)

BOYS		GIRLS		COMBINED	
Session	Paid	Session	Paid	Session	Paid
1				588	2,940
2				1,184	5,920
3				854	4,270
4				646	3,230
5				1,293	6,465
6					
7					
Total		Total		Total	22,825

**** NOTE ** IF ANY OTHER PLAN FOR THE DIVISION OF TOURNAMENT RECEIPTS IS USED, A MAJORITY VOTE OF THE PARTICIPATING SCHOOLS MUST BE OBTAINED, DOCUMENTED, AND SENT TO THE KHSAA.**

Darren A. Smith
 MANAGER

Johnson Central High School
 SCHOOL

606-789-2500
 DAYTIME PHONE

Other itemized Expenses approved by majority vote of schools in tournament

(all totals rounded to nearest dollar)

Score Keeper	150.00
Gate Worker	150.00
Clock Keeper	150.00
Public Announcer	150.00
Cheerleading Judges	461.00
Game Tickets	629.00
District Meeting lunch	406.00
Parking	500.00
Hospitality Room	1,070.00

Total - \$3,666



KHSAA District Basketball Tournament Financial Report
 (return one copy to KHSAA by published deadlines. File separate reports if Girls and Boys
 Tournaments are held separately)

KHSAA Form BK105
 Rev 01/06

District # 57 Boys Girls Combined x Held at Johnson Central High School Dates 2.21 - 2/25

Part A	REVENUE ITEMS	Price(s)	Receipts	Totals
	Ticket Sales	5.00	22,825	
	Broadcasting		-0-	
	Sponsorship		5,500	
	TOTAL REVENUE (1)			28,325
Part B	EXPENSE ITEMS		Expenses	
	Game Officials		1,440	
	Trophies		1,092	
	Travel for Participating Teams		-0-	
	Other Itemized Expenses approved in advance by majority vote of schools in tournament (provide separate listing or list on back of this form)		3,666	
	TOTAL EXPENSES (2)			6,198
Part C	Net Profit (Part A (1) minus Part B (2) total)			22,127
Part D	Allowance to Host School - Maximum 15% for rental and incidental expenses unless otherwise approved by majority vote			4249
Part E	Profit Subject to Division by Schools (Part C minus Part D)			17,878

LIST BELOW INDIVIDUAL AMOUNTS FOR DISTRICT TOURNAMENT NET PROFITS FROM PART E ABOVE, NOT INCLUDING TRAVEL EXPENSES

School	Amount	School	Amount
Johnson Central High School	3,575.60	Sheldon Clark High School	3,575.60
Lawrence County High School	3,575.60		
Magoffin County High School	3,575.60		
Paintsville High School	3,575.60		

PAID ATTENDANCE BY SESSIONS (Tickets Sold NOT money received)

BOYS		GIRLS		COMBINED	
Session	Paid	Session	Paid	Session	Paid
1				588	2,940
2				1,184	5,920
3				854	4,270
4				646	3,230
5				1,293	6,465
6					
7					
Total		Total		Total	22,825

**** NOTE ** IF ANY OTHER PLAN FOR THE DIVISION OF TOURNAMENT RECEIPTS IS USED, A MAJORITY VOTE OF THE PARTICIPATING SCHOOLS MUST BE OBTAINED, DOCUMENTED, AND SENT TO THE KHSAA.**

Darren Samble
 MANAGER

Johnson Central High School
 SCHOOL

606-789-2500
 DAYTIME PHONE



KHSAA District Basketball Tournament Financial Report
 (return one copy to KHSAA by published deadlines. File separate reports if Girls and Boys
 Tournaments are held separately)

KHSAA Form BK105
Rev 01/06

District # 58 Boys Girls Combined (*) Held at South Floyd High School Dates 02/21-25, 2011

Part A	REVENUE ITEMS	Price(s)	Receipts	Totals
	Ticket Sales	\$5.00	\$11,395.00	
	Broadcasting		0	
	Sponsorship		0	
	TOTAL REVENUE (1)			\$11,395.00
Part B	EXPENSE ITEMS		Expenses	
	Game Officials		\$1365.00	
	Trophies		\$1490.00	
	Travel for Participating Teams		0	
	Other Itemized Expenses approved by majority vote of schools in tournament (provide separate listing or list on back of this form)		\$1250.00	
	TOTAL EXPENSES (2)			\$4105.00
Part C	Net Profit (Part A (1) minus Part B (2) total)			\$7209.00
Part D	Allowance to Host School - Maximum 15% for rental and incidental expenses unless otherwise approved by majority vote		\$1093	
Part E	Profit Subject to Division by Schools (Part C minus Part D)			\$6116.00

LIST BELOW INDIVIDUAL AMOUNTS FOR DISTRICT TOURNAMENT NET PROFITS FROM PART E ABOVE, NOT INCLUDING TRAVEL EXPENSES

School	Amount	School	Amount
Allen Central High	\$1394.00	Piarist	\$621.00
Betsy Layne High	\$1394.00		
Prestonsburg High	\$1394.00		
South Floyd High	\$1394.00		

PAID ATTENDANCE BY SESSIONS (Tickets Sold NOT money received)

BOYS		GIRLS		COMBINED	
Session	Paid	Session	Paid	Session	Paid
1			80		
2					429
3					524
4			229		
5	1017				
6					
7					
Total	1017	Total	309	Total	953

**** NOTE ** IF ANY OTHER PLAN FOR THE DIVISION OF TOURNAMENT RECEIPTS IS USED, A MAJORITY VOTE OF THE PARTICIPATING SCHOOLS MUST BE OBTAINED, DOCUMENTED, AND SENT TO THE KHSAA.**

Barry Hall
MANAGER

South Floyd High School
SCHOOL

606-452-9600
DAYTIME PHONE

JUN 15 2011



KHSAA District Basketball Tournament Financial Report
 (return one copy to KHSAA by published deadlines. File separate reports if Girls and Boys
 Tournaments are held separately)

KHSAA Form BK105
 Rev 01/06

59

District # 59 Boys Girls Combined Held at Pikeville High School Dates 2/22/2011
 2/24/2011

Part A	REVENUE ITEMS	Price(s)	Receipts	Totals
	Ticket Sales	\$6, \$5	7204.00	
	Broadcasting			
	Sponsorship		9514.00	
	TOTAL REVENUE (1)			\$16,718.00
Part B	EXPENSE ITEMS		Expenses	
	Game Officials		750.00	
	Trophies		1904.31	
	Travel for Participating Teams			
	Other Itemized Expenses approved in advance by majority vote of schools in tournament (provide separate listing or list on back of this form)		2265.30	
	TOTAL EXPENSES (2)			\$4919.61
Part C	Net Profit (Part A (1) minus Part B (2) total)			\$11,798.39
Part D	Allowance to Host School - Maximum 15% for rental and incidental expenses unless otherwise approved by majority vote		\$1769.76	
Part E	Profit Subject to Division by Schools (Part C minus Part D)			\$10,028.63

LIST BELOW INDIVIDUAL AMOUNTS FOR DISTRICT TOURNAMENT NET PROFITS FROM PART E ABOVE, NOT INCLUDING TRAVEL EXPENSES

School	Amount	School	Amount
Pikeville High School	\$3342.87		
Shelby Valley High School	\$3342.88		
East Ridge High School	\$3342.88		

PAID ATTENDANCE BY SESSIONS (Tickets Sold NOT money received)

BOYS			GIRLS			COMBINED	
Session	Paid		Session	Paid		Session	Paid
1						2/22/2011	\$3215.00
2						2/24/2011	\$3989.00
3							
4							
5							
6							
7							
Total			Total			Total	\$7204.00

**** NOTE ** IF ANY OTHER PLAN FOR THE DIVISION OF TOURNAMENT RECEIPTS IS USED, A MAJORITY VOTE OF THE PARTICIPATING SCHOOLS MUST BE OBTAINED, DOCUMENTED, AND SENT TO THE KHSAA.**

Michael Row
 MANAGER

Pikeville High School
 SCHOOL

606-432-0185
 DAYTIME PHONE

**2010-2011 59th District Basketball Tournament
(Boys and Girls Combined)
Pikeville High School**

**List of other itemized expenses approved in advance by majority vote of schools
in tournament:**

Tournament manager: \$300.00

Traffic control/parking: \$300.00

Tickets: \$187.50

Cheerleading Judges/mileage \$437.80

Announcer: \$100.00

Clock/Stats: \$240.00

Gate workers/Security: \$700.00

Total EXTRA expenses: \$2265.30



KHSAA District Basketball Tournament Financial Report
 (return one copy to KHSAA by published deadlines. File separate reports if Girls and Boys
 Tournaments are held separately)

KHSAA Form BK105
 Rev 01/06

District #60 th. Boys Girls Combined X Held at Pike County Central H.S. Dates Feb. 21 & 23, 2011

Part A	REVENUE ITEMS	\$5.00 General	\$6.00 Reserved	Price(s)	Receipts	Totals
	Ticket Sales			\$5.00 & \$6.00	\$6,424.10	
	Broadcasting				-0-	
	Sponsorship				\$7,250.00	
	TOTAL REVENUE (1)					\$13,674.10
Part B	EXPENSE ITEMS				Expenses	
	Game Officials				\$780.00	
	Trophies				\$1,879.10	
	Travel for Participating Teams				-0-	
	Other Itemized Expenses approved in advance by majority vote of schools in tournament (provide separate listing or list on back of this form) Printing tickets, scorer, timer, P.A., custodians, law enforcement, parking attendants, cheerleading judges, and tournament manager				\$2,006.00	
	TOTAL EXPENSES (2)					\$4,665.10
Part C	Net Profit (Part A (1) minus Part B (2) total)					\$9,009.00
Part D	Allowance to Host School - Maximum 15% for rental and incidental expenses unless otherwise approved by majority vote					\$1,351.35
Part E	Profit Subject to Division by Schools (Part C minus Part D)					\$7,657.65

LIST BELOW INDIVIDUAL AMOUNTS FOR DISTRICT TOURNAMENT NET PROFITS FROM PART E ABOVE, NOT INCLUDING TRAVEL EXPENSES

School	Amount	School	Amount
Belfry H.S.	\$2,552.55		
Phelps H.S.	\$2,552.55		
Pike County Central H.S.	\$2,552.55		

PAID ATTENDANCE BY SESSIONS (Tickets Sold NOT money received)

BOYS			GIRLS			COMBINED	
Session	Paid		Session	Paid		Session	Paid
1						1	\$2,843.00
2						2	\$3,581.10
3							
4							
5							
6							
7							
Total			Total			Total	\$6,424.10

**** NOTE ** IF ANY OTHER PLAN FOR THE DIVISION OF TOURNAMENT RECEIPTS IS USED, A MAJORITY VOTE OF THE PARTICIPATING SCHOOLS MUST BE OBTAINED, DOCUMENTED, AND SENT TO THE KHSAA.**

Eugene Lyons MANAGER

Pike County Cenral H. S. SCHOOL

606-432-4352 DAYTIME PHONE



KHSAA District Basketball Tournament Financial Report
 (return one copy to KHSAA by published deadlines. File separate reports if Girls and Boys
 Tournaments are held separately)

KHSAA Form BK105
 Rev 01/06

District # 61 Boys Girls Combined Held at Rowan Co. High School Dates 2/21-2/25

Part A	REVENUE ITEMS	Price(s)	Receipts	Totals
	Ticket Sales	\$5.00	\$14,225.00	
	Broadcasting			
	Sponsorship			
	TOTAL REVENUE (1)			\$14,225.00
Part B	EXPENSE ITEMS		Expenses	
	Game Officials		\$1325.00	
	Trophies		\$763.62	
	Travel for Participating Teams		N/A	
	Other Itemized Expenses approved by majority vote of schools in tournament (provide separate listing or list on back of this form)		Chr. Jdgs-\$200.00 Mgr. - \$150.00 Stats- \$120.00	
	TOTAL EXPENSES (2)			\$2588.62
Part C	Net Profit (Part A (1) minus Part B (2) total)			\$11636.38
Part D	Allowance to Host School - Maximum 15% for rental and incidental expenses unless otherwise approved by majority vote		\$1745.46	
Part E	Profit Subject to Division by Schools (Part C minus Part D)			\$9890.92

LIST BELOW INDIVIDUAL AMOUNTS FOR DISTRICT TOURNAMENT NET PROFITS FROM PART E ABOVE, NOT INCLUDING TRAVEL EXPENSES

School	Amount	School	Amount
Bath County	\$2472.73		
Fleming County	\$2472.73		
Menifee County	\$2472.73		
Rowan County	\$2472.73		

PAID ATTENDANCE BY SESSIONS (Tickets Sold NOT money received)

BOYS		GIRLS		COMBINED	
Session	Paid	Session	Paid	Session	Paid
1		1	543	1	543
2	993	2		2	993
3		3	505	3	505
4	804	4		4	804
5		5		5	
6		6		6	
7		7		7	
Total	1797	Total	1048	Total	2845

**** NOTE ** IF ANY OTHER PLAN FOR THE DIVISION OF TOURNAMENT RECEIPTS IS USED, A MAJORITY VOTE OF THE PARTICIPATING SCHOOLS MUST BE OBTAINED, DOCUMENTED, AND SENT TO THE KHSAA.**

Roy E. Wright
 MANAGER

Rowan County High School
 SCHOOL

606-784-8956
 DAYTIME PHONE



KHSAA 62nd District Basketball Tournament Financial Report
 (return one copy to KHSAA by published deadlines. File separate reports if Girls and Boys
 Tournaments are held separately)

KHSAA Form BK105
 Rev 01/06

District # 62 Boys Girls Combined X Held at West Carter HS Dates Feb. 21, 22, 24, 25

Part A	REVENUE ITEMS	Price(s)	Receipts	Totals
	Ticket Sales	\$5 & \$4	\$11,586	
	Broadcasting			
	Sponsorship		\$4,350	
	TOTAL REVENUE (1)			\$15,936
Part B	EXPENSE ITEMS		Expenses	
	Game Officials		\$1,207	
	Trophies		\$1,377.92	
	Travel for Participating Teams			
	Security		\$640	
	Balls & Nets		\$135.80	
	Meeting Lunch		\$285.64	
	Hospitality		\$1,798.89	
	Worker's		\$1,906.30	
	Team Pizza's & T-Shirts		\$718.00	
	TOTAL EXPENSES (2)			\$8,069.55
Part C	Net Profit (Part A (1) minus Part B (2) total)			\$7,866.45
Part D	Allowance to Host School - Maximum 15% for rental and incidental expenses unless otherwise approved by majority vote			
Part E	Profit Subject to Division by Schools (Part C minus Part D)			\$7,866.45

LIST BELOW INDIVIDUAL AMOUNTS FOR DISTRICT TOURNAMENT NET PROFITS FROM PART E ABOVE, NOT INCLUDING TRAVEL EXPENSES

School	Amount	School	Amount
East Carter High School	\$1,966.61		
Elliott County High School	\$1,966.61		
Morgan County High School	\$1,966.61		
West Carter High School	\$1,966.62		

PAID ATTENDANCE BY SESSIONS (Tickets Sold NOT money received)

BOYS		GIRLS		COMBINED	
Session	Paid	Session	Paid	Session	Paid
1				1	391
2				2	847
3				3	516
4				4	942
5					
6					
7					
Total	2,696	Total		Total	2,696

**** NOTE ** IF ANY OTHER PLAN FOR THE DIVISION OF TOURNAMENT RECEIPTS IS USED, A MAJORITY VOTE OF THE PARTICIPATING SCHOOLS MUST BE OBTAINED, DOCUMENTED, AND SENT TO THE KHSAA.**

Brian Brown
 MANAGER

West Carter High School
 SCHOOL

606-286-2481
 DAYTIME PHONE



KHSAA District Basketball Tournament Financial Report
 (return one copy to KHSAA by published deadlines. File separate reports if Girls and Boys Tournaments are held separately)

KHSAA Form BK105
 Rev 01/06

District # 63 Boys Girls Combined Held at Lewis Co High Dates Feb 28 - March 1-4

Part A	REVENUE ITEMS	Price(s)	Receipts	Totals
	Ticket Sales	\$6.00	16272.00	
	Broadcasting		300	
	Sponsorship			
	TOTAL REVENUE (1)			16572.00
Part B	EXPENSE ITEMS		Expenses	
	Game Officials		1284.00	
	Trophies		650.21	
	Travel for Participating Teams			
	Other Itemized Expenses approved in advance by majority vote of schools in tournament (provide separate listing or list on back of this form)		2125.00	
	TOTAL EXPENSES (2)			4059.21
Part C	Net Profit (Part A (1) minus Part B (2) total)			12512.79
Part D	Allowance to Host School - Maximum 15% for rental and incidental expenses unless otherwise approved by majority vote			1876.91
Part E	Profit Subject to Division by Schools (Part C minus Part D)			10635.88

LIST BELOW INDIVIDUAL AMOUNTS FOR DISTRICT TOURNAMENT NET PROFITS FROM PART E ABOVE, NOT INCLUDING TRAVEL EXPENSES

School	Amount	School	Amount
<u>Greenup Co</u>	<u>2659.00</u>		
<u>Russell</u>	<u>2659.00</u>		
<u>Russell</u>	<u>2659.00</u>		
<u>Lewis Co</u>	<u>2659.00</u>		

PAID ATTENDANCE BY SESSIONS (Tickets Sold NOT money received)

BOYS		GIRLS		COMBINED	
Session	Paid	Session	Paid	Session	Paid
1					346
2					970
3					462
4					852
5				Advanced	82
6					
7					
Total		Total		Total	2712

**** NOTE ** IF ANY OTHER PLAN FOR THE DIVISION OF TOURNAMENT RECEIPTS IS USED, A MAJORITY VOTE OF THE PARTICIPATING SCHOOLS MUST BE OBTAINED, DOCUMENTED, AND SENT TO THE KHSAA.**

[Signature]
 MANAGER

Lewis Co High School
 SCHOOL

606-796-2823
 DAYTIME PHONE

2011 63rd Boys & Girls District Basketball Tournament
Additional Expenses

Ticket Seller	6 games @ \$25.00 Game	\$150.00
Ticket Seller	6 games @ \$25.00 Game	\$150.00
Ticket Taker	6 games @ \$25.00 Game	\$150.00
Pass Gate	6 games @ \$25.00 Game	\$150.00
Timer	6 games @ \$25.00 Game	\$150.00
Scorer	6 games @ \$25.00 Game	\$150.00
P.A	6 games @ \$25.00 Game	\$150.00
Game Balls	2 @ \$50.00	\$100.00
Nets	2 @ \$15.00.	\$15.00
Cleaning	\$140.00/night @ 4 nights	\$560.00
Manager		\$400.00
Total		\$2125.00

MAR 03 2011



KHSAA District Basketball Tournament Financial Report
 (return one copy to KHSAA by published deadlines. File separate reports if Girls and Boys
 Tournaments are held separately)

KHSAA Form BK105
 Rev 01/06

District # 64 Boys Girls Combined Held at Ashland blazer Dates 2/22, 25

Part A	REVENUE ITEMS	Price(s)	Receipts	Totals
	Ticket Sales	\$7 & \$5	\$8327.00	
	Broadcasting		\$25.00	
	Sponsorship			
	TOTAL REVENUE (1)			\$8352.00
Part B	EXPENSE ITEMS		Expenses	
	Game Officials		\$386.00	
	Trophies		\$160.00	
	Travel for Participating Teams		\$0.00	
	Other Itemized Expenses approved by majority vote of schools in tournament (provide separate listing or list on back of this form)		\$1270.00	
	TOTAL EXPENSES (2)			\$1816.00
Part C	Net Profit (Part A (1) minus Part B (2) total)			\$6536.00
Part D	Allowance to Host School - Maximum 15% for rental and incidental expenses unless otherwise approved by majority vote		\$980.00	
Part E	Profit Subject to Division by Schools (Part C minus Part D)			\$5556.00

LIST BELOW INDIVIDUAL AMOUNTS FOR DISTRICT TOURNAMENT NET PROFITS FROM PART E ABOVE, NOT INCLUDING TRAVEL EXPENSES

School	Amount	School	Amount
Ashland Blazer	\$1852.00		
Boyd County	\$1852.00		
Fairview	\$2832.00		

PAID ATTENDANCE BY SESSIONS (Tickets Sold NOT money received)

BOYS		GIRLS		COMBINED	
Session	Paid	Session	Paid	Session	Paid
1	665				
2	981				
3					
4					
5					
6					
7					
Total		Total		Total	

**** NOTE ** IF ANY OTHER PLAN FOR THE DIVISION OF TOURNAMENT RECEIPTS IS USED, A MAJORITY VOTE OF THE PARTICIPATING SCHOOLS MUST BE OBTAINED, DOCUMENTED, AND SENT TO THE KHSAA.**

Mark Swift
 MANAGER

Ashland Blazer
 SCHOOL

606.327.6046
 DAYTIME PHONE

Boys 64th District Tournament

Itemized Expenses

Tournament Manager	\$200.00
Score Keeper	\$40.00
Clock Operator	\$40.00
P.A.	\$40.00
Ticket Sellers/Pass Gate	\$250.00
Security	\$400.00
<u>Custodial Fees</u>	<u>\$300.00</u>
Total	\$1270.00



KHSAA District Basketball Tournament Financial Report
 (return one copy to KHSAA by published deadlines. File separate reports if Girls and Boys
 Tournaments are held separately)

KHSAA Form BK105
 Rev 01/06

District # 64 Boys Girls X Combined Held at Boyd Co. Middle School Dates 2/21 & 23, 2011

Part A	REVENUE ITEMS	Price(s)	Receipts	Totals
	Ticket Sales	\$ 5.00	\$ 3,805.00	
	Broadcasting			
	Sponsorship			
	TOTAL REVENUE (1)			\$ 3,805.00
Part B	EXPENSE ITEMS		Expenses	
	Game Officials		\$ 638.50	
	Trophies		180.00	
	Travel for Participating Teams		0.00	
	Other Itemized Expenses approved by majority vote of schools in tournament (provide separate listing or list on back of this form)		976.66	
	TOTAL EXPENSES (2)			\$ 1,851.41
Part C	Net Profit (Part A (1) minus Part B (2) total)			\$ 1,953.59
Part D	Allowance to Host School - Maximum 15% for rental and incidental expenses unless otherwise approved by majority vote		\$ 293.04	
Part E	Profit Subject to Division by Schools (Part C minus Part D)			\$ 1,660.55

LIST BELOW INDIVIDUAL AMOUNTS FOR DISTRICT TOURNAMENT NET PROFITS FROM PART E ABOVE, NOT INCLUDING TRAVEL EXPENSES

School	Amount	School	Amount
Ashland Blazer	\$ 415.14		
Boyd Co.	\$ 708.17		
Fairview	\$ 415.14		
Rose Hill Christian	\$ 415.14		

PAID ATTENDANCE BY SESSIONS (Tickets Sold NOT money received)

BOYS		GIRLS		COMBINED	
Session	Paid	Session	Paid	Session	Paid
1		1	290		
2		2	471		
3					
4					
5					
6					
7					
Total		Total	761	Total	

**** NOTE ** IF ANY OTHER PLAN FOR THE DIVISION OF TOURNAMENT RECEIPTS IS USED, A MAJORITY VOTE OF THE PARTICIPATING SCHOOLS MUST BE OBTAINED, DOCUMENTED, AND SENT TO THE KHSAA.**

David R. Bayes
 David R. Bayes
 MANAGER

Boyd Co. High School
 SCHOOL

(606) 928-7101
 DAYTIME PHONE

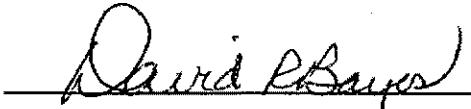
Girls 64th District Basketball Tournament

Feb. 21 & 23, 2011

Hosted by Boyd Co. High School

ITEMIZED EXPENSES:

Tournament Manager	\$200.00
Official Scorer	60.00
Clock Operator	60.00
PA	60.00
Ticket Sellers	225.00
Pass Gate	75.00
Security	296.66
TOTAL	\$976.66



David R. Bayes

Tournament Manager